



**PAAVAI ENGINEERING COLLEGE**  
**(Autonomous)**  
**NH – 44, PACHAL, NAMAKKAL – 637 018**

**STUDENT FEEDBACK ANALYSIS ON CURRICULUM & SYLLABUS –  
 RESPONSE SHEET**

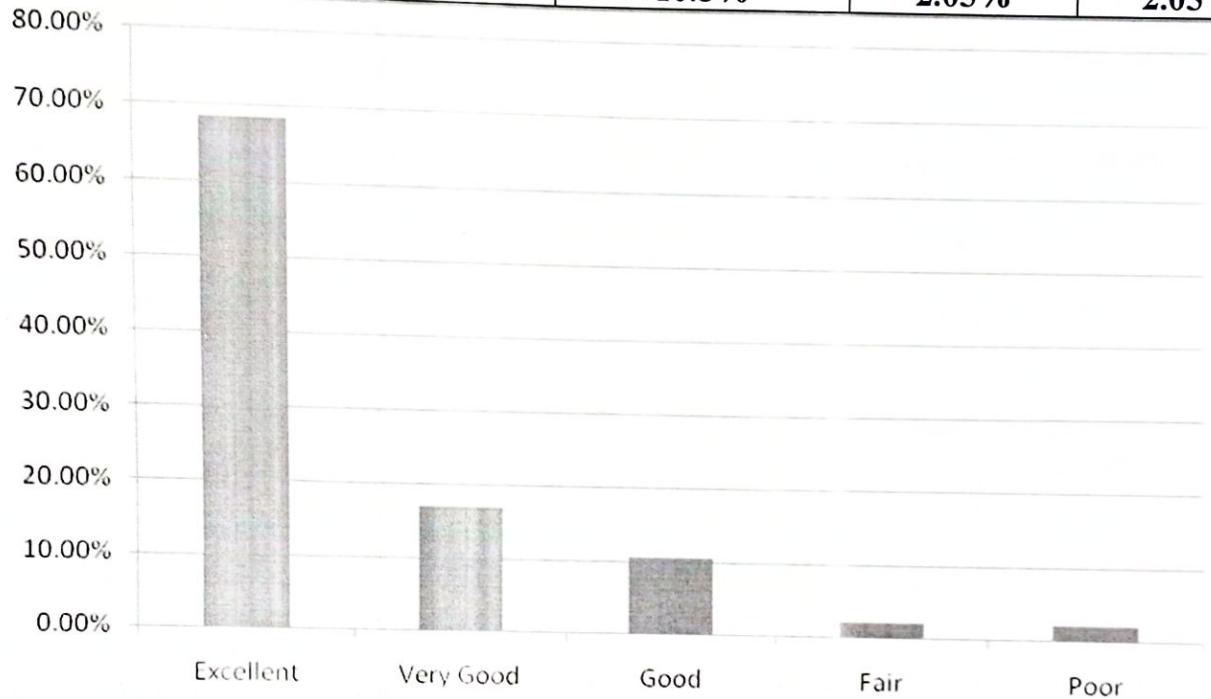
**DEPARTMENT:**

**DEPARTMENT OF MANAGEMENT STUDIES**

**ACADEMIC YEAR: 2023-2024**

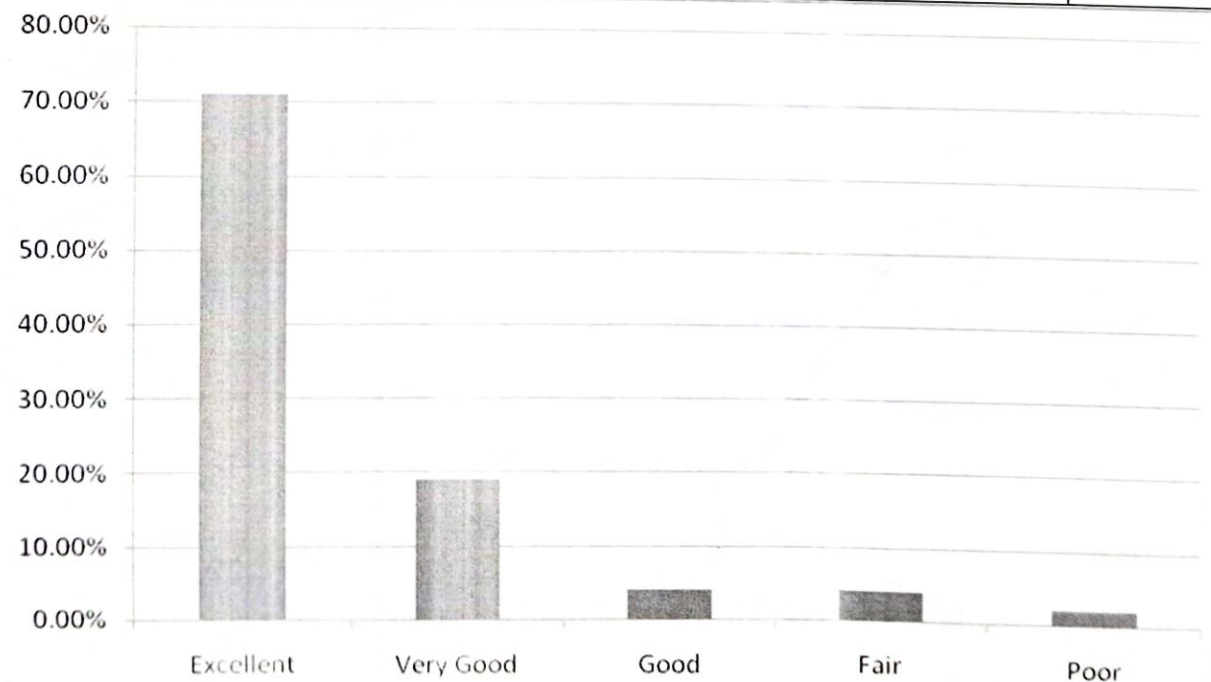
**1. The extent of structure and appropriateness of curriculum**

Excellent	Very Good	Good	Fair	Poor
<b>68.4%</b>	<b>17.0%</b>	<b>10.5%</b>	<b>2.05%</b>	<b>2.05%</b>



**2. Curriculum caters to the industry needs and offer industry-oriented courses.**

Excellent	Very Good	Good	Fair	Poor
<b>70.9%</b>	<b>19.0%</b>	<b>4.1%</b>	<b>4.0%</b>	<b>2.0%</b>

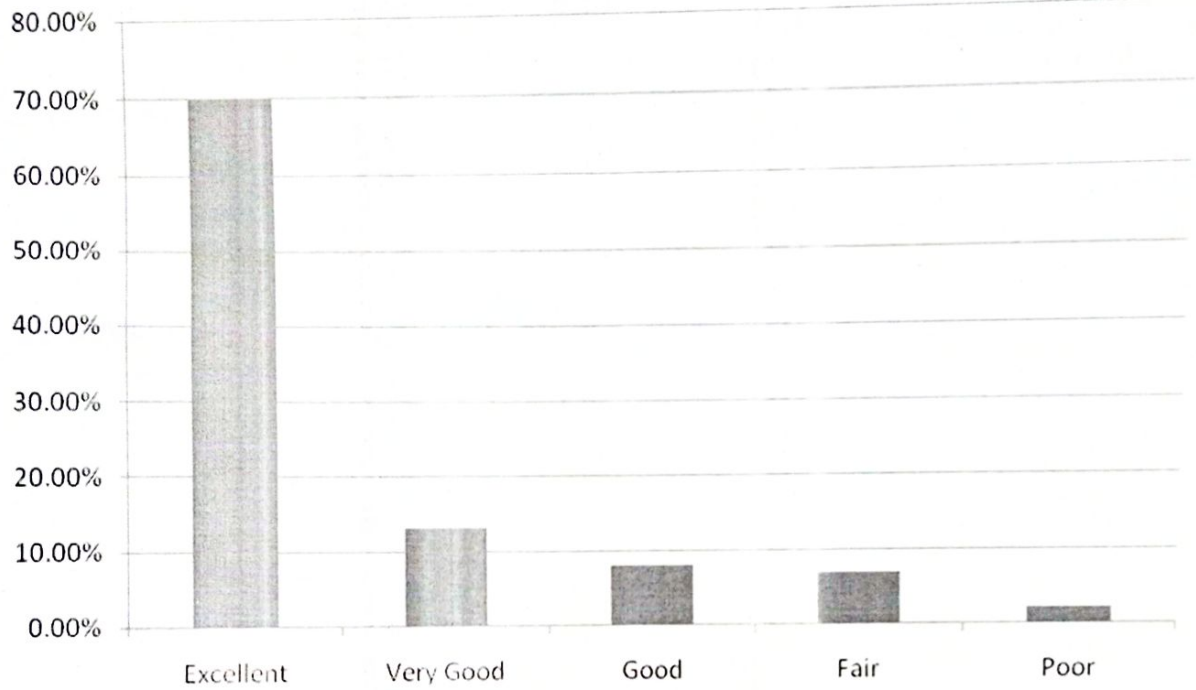




**PAAVAI ENGINEERING COLLEGE**  
**(Autonomous)**  
**NH – 44, PACHAL, NAMAKKAL – 637 018**

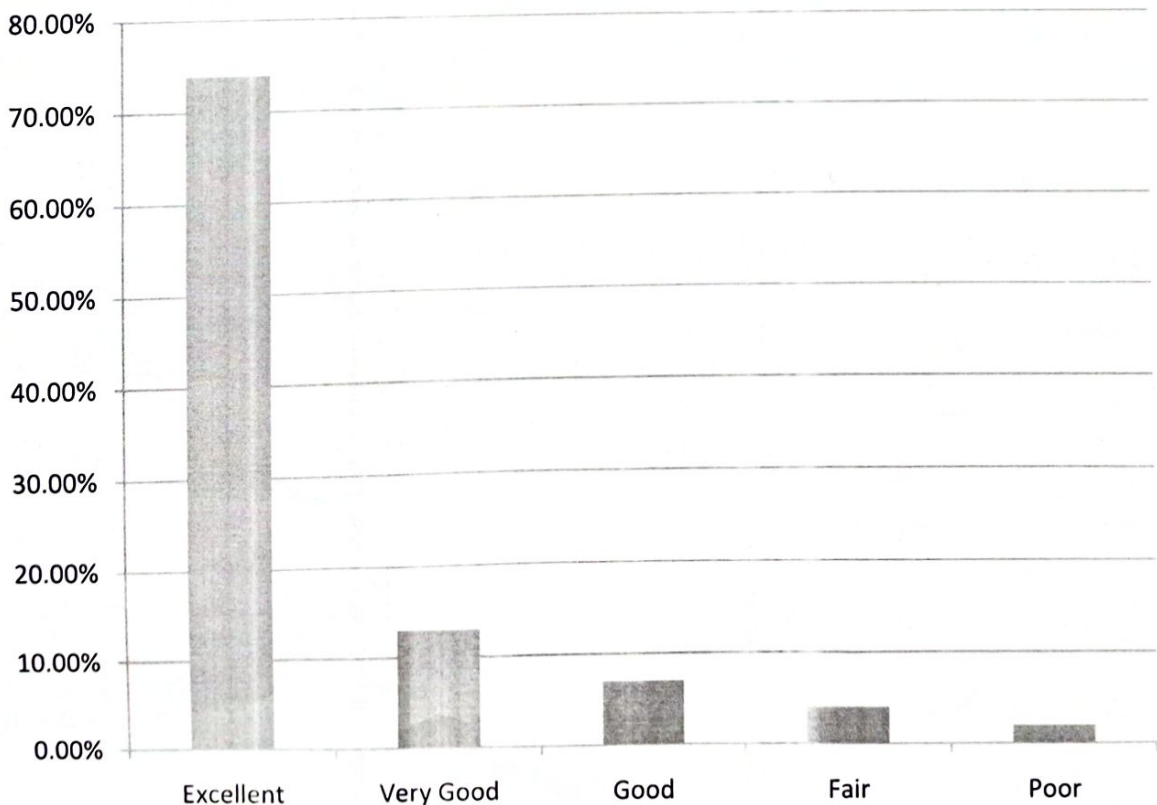
**3. Experiential, participatory and problem solving method of learning adopted in curriculum.**

Excellent	Very Good	Good	Fair	Poor
69.9%	13.3%	8.0%	6.9%	3.0%



**4. The institute provides information in advance about the aims, objectives, learning outcomes, and methods of assessment of the program.**

Excellent	Very Good	Good	Fair	Poor
73.9%	13.0%	9.0%	4.1%	3.0%

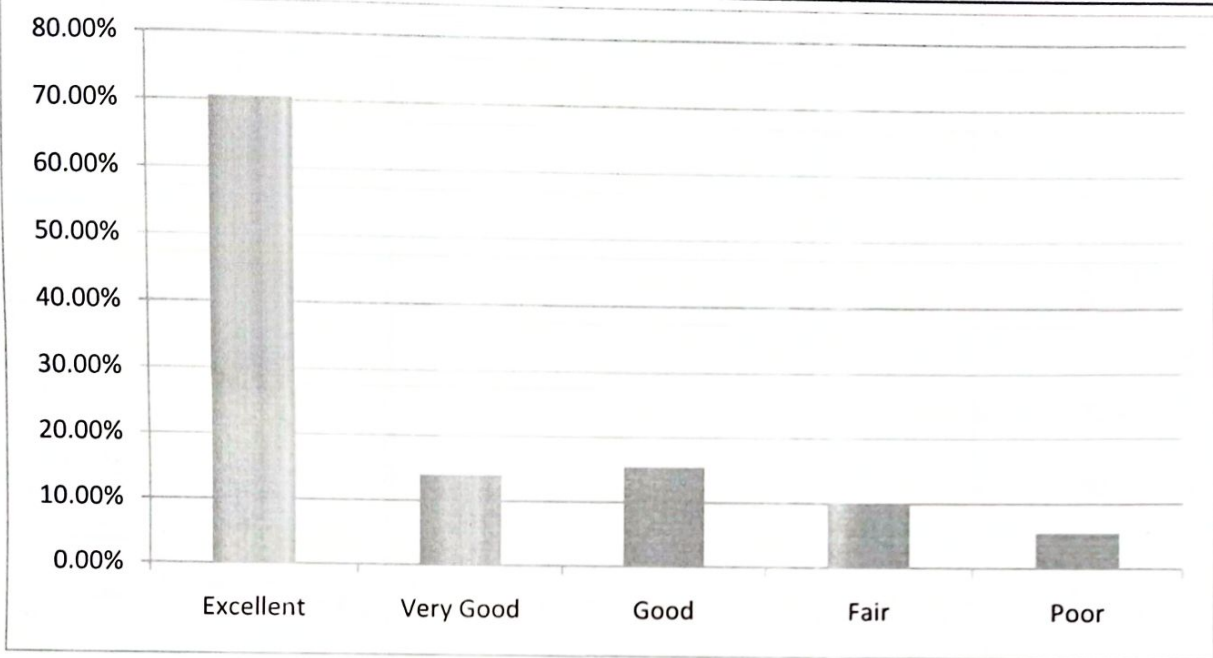




**PAAVAI ENGINEERING COLLEGE**  
**(Autonomous)**  
**NH – 44, PACHAL, NAMAKKAL – 637 018**

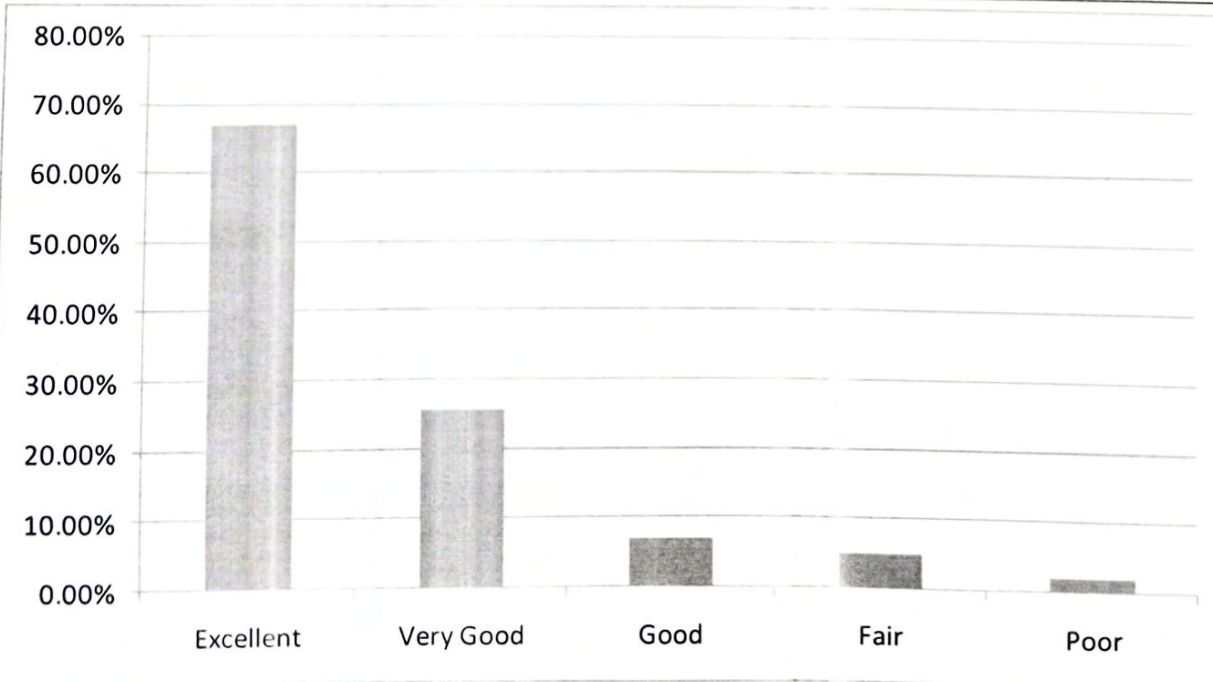
**5. Curriculum is effective in developing experimental, analytical, and problem-solving skills.**

Excellent	Very Good	Good	Fair	Poor
70.6%	14.0%	15.4%	9.9%	5.5%



**6. Diverse teaching learning methods like group discussion, case study etc. are adopted to achieve intended learning outcomes.**

Excellent	Very Good	Good	Fair	Poor
67.2%	25.7%	7.1%	5.1%	2.0%

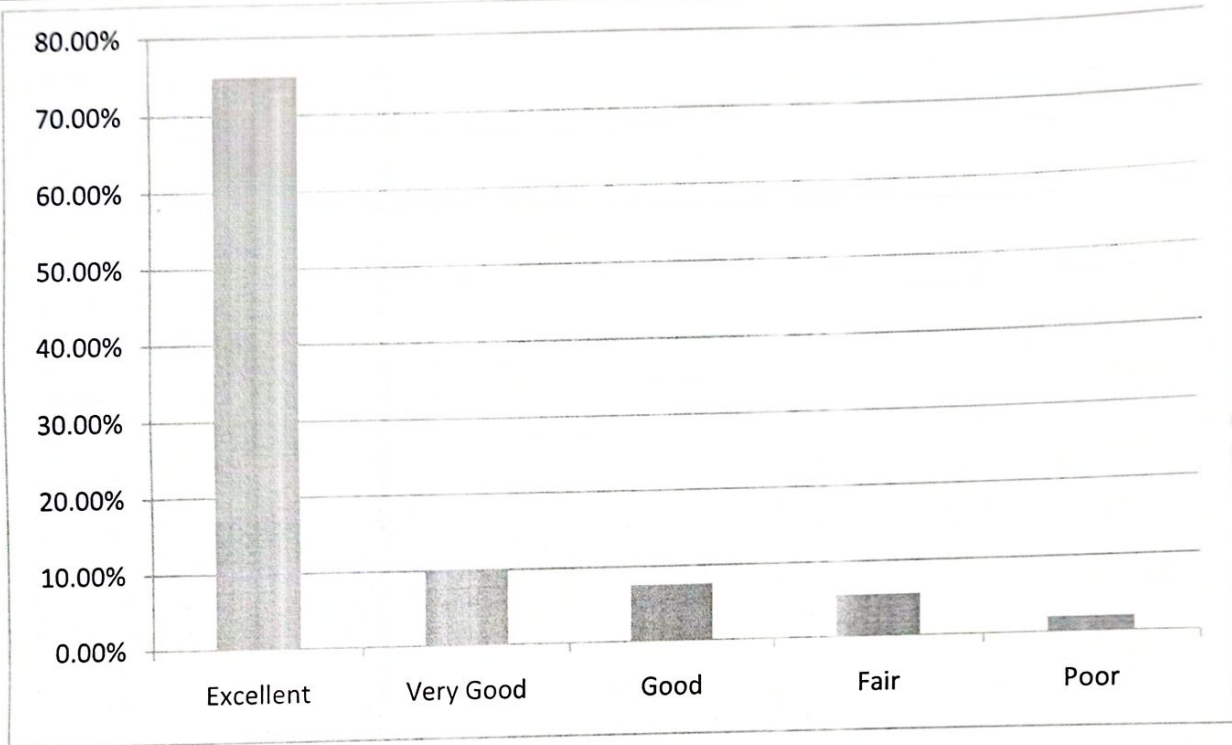




**PAAVAI ENGINEERING COLLEGE**  
**(Autonomous)**  
**NH – 44, PACHAL, NAMAKKAL – 637 018**

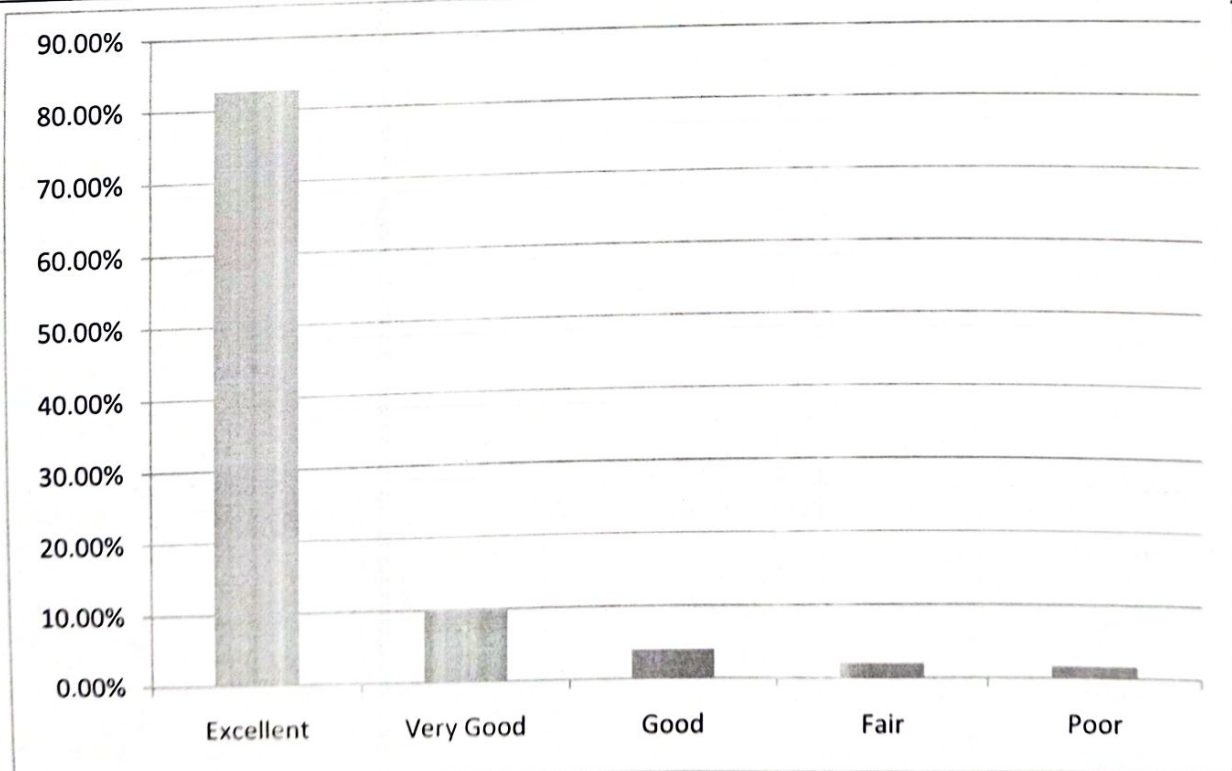
**7. Curricula adhere interdisciplinary approach.**

Excellent	Very Good	Good	Fair	Poor
75.0%	10.0%	7.5%	5.5%	2.0%



**8. Curriculum is effective in developing ICT and communication skills.**

Excellent	Very Good	Good	Fair	Poor
82.6%	9.8%	4.0%	2.0%	1.6%

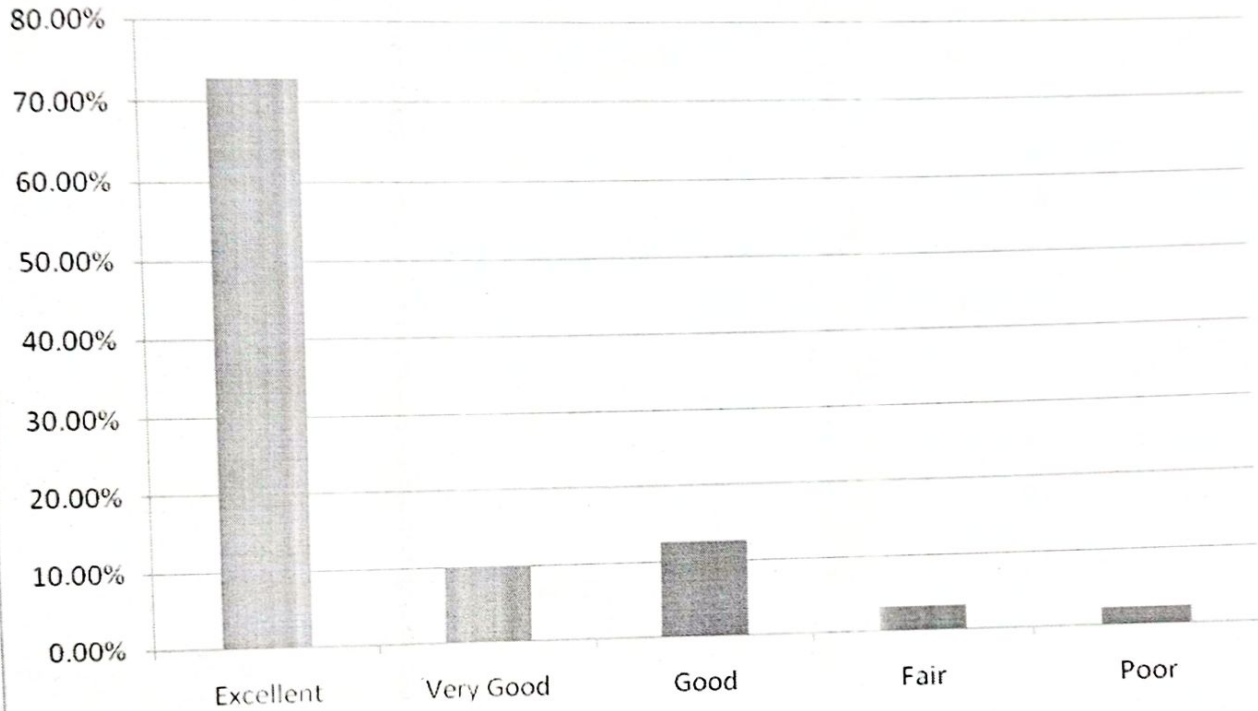




**PAAVAI ENGINEERING COLLEGE**  
**(Autonomous)**  
**NH – 44, PACHAL, NAMAKKAL – 637 018**

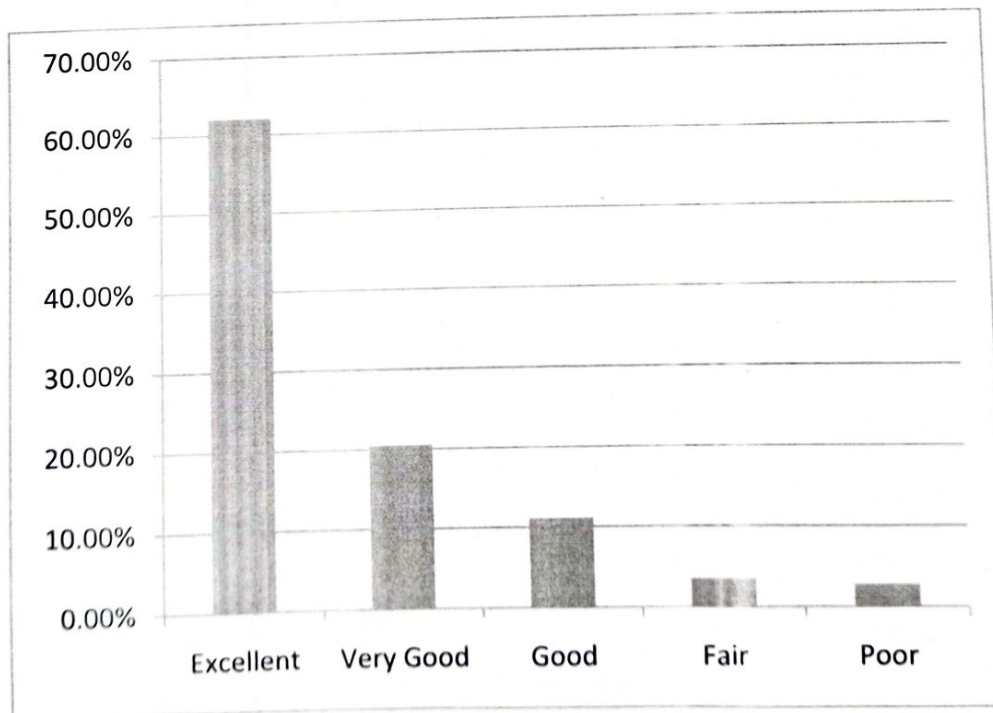
**9. Curriculum meets to local, national, global needs.**

Excellent	Very Good	Good	Fair	Poor
<b>72.0%</b>	<b>10.0%</b>	<b>12.5%</b>	<b>3.2%</b>	<b>2.3%</b>



**10. Curricula adhere placement, gender, environmental related courses.**

Excellent	Very Good	Good	Fair	Poor
<b>62.05%</b>	<b>20.50%</b>	<b>11.11%</b>	<b>3.50%</b>	<b>2.84%</b>

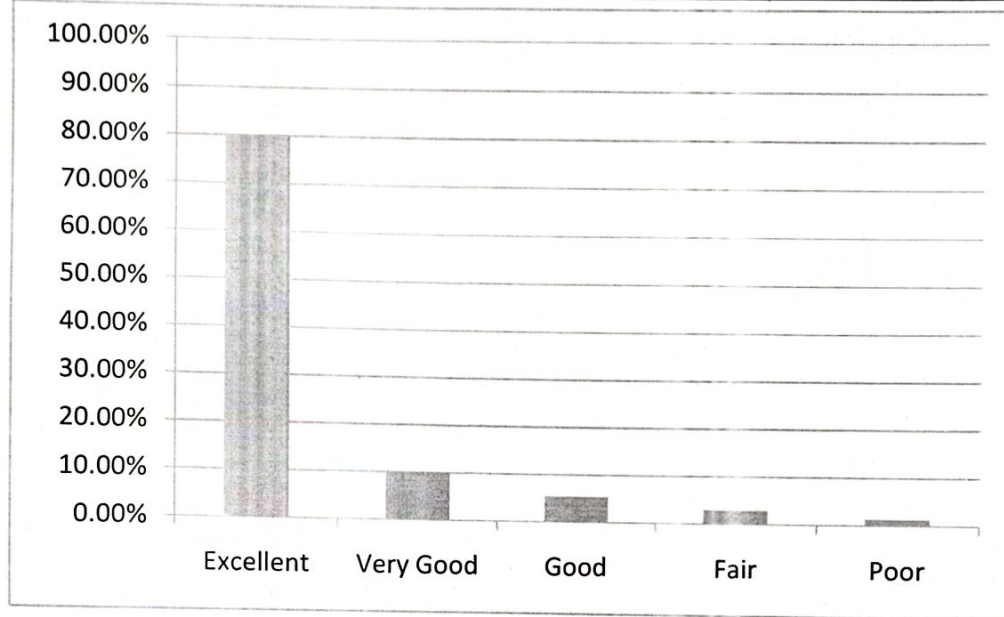




**PAAVAI ENGINEERING COLLEGE**  
**(Autonomous)**  
**NH – 44, PACHAL, NAMAKKAL – 637 018**

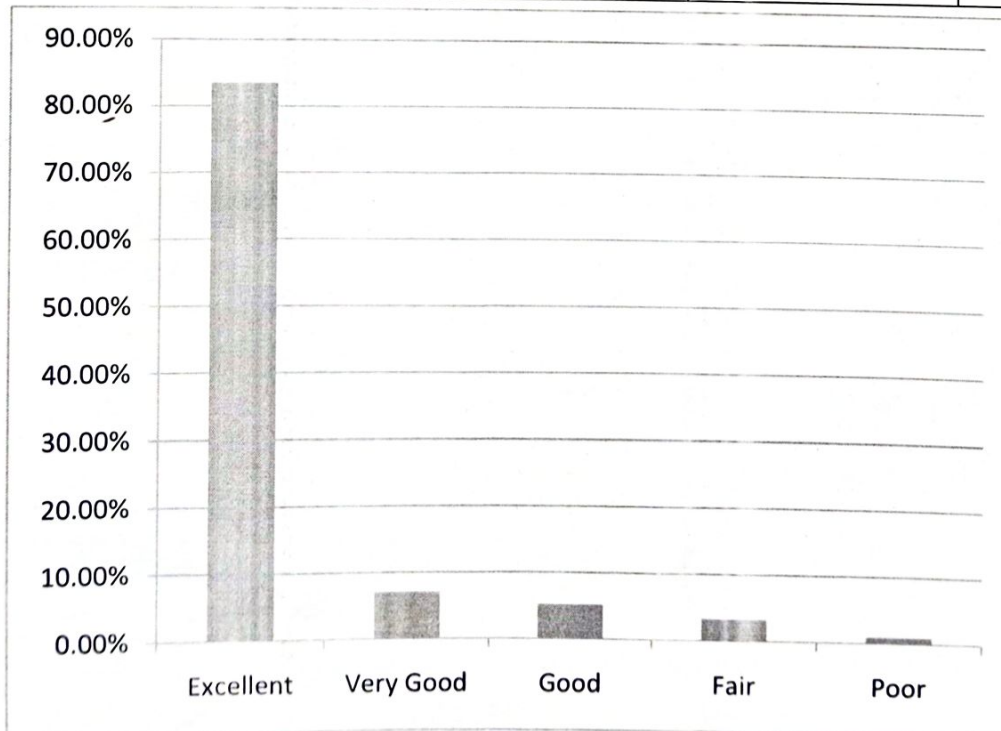
**11. Curriculum follows innovative practices.**

<b>Excellent</b>	<b>Very Good</b>	<b>Good</b>	<b>Fair</b>	<b>Poor</b>
<b>80.05%</b>	<b>10.00%</b>	<b>5.50%</b>	<b>3.00%</b>	<b>1.45%</b>



**12. Curriculum is effective in developing online, one credit and value-added courses.**

<b>Excellent</b>	<b>Very Good</b>	<b>Good</b>	<b>Fair</b>	<b>Poor</b>
<b>83.50%</b>	<b>7.00%</b>	<b>5.20%</b>	<b>3.30%</b>	<b>1.00%</b>





**PAAVAI ENGINEERING COLLEGE**  
**(Autonomous)**  
**NH – 44, PACHAL, NAMAKKAL – 637 018**

**13. Curriculum enhances constructive learning.**

<b>Excellent</b>	<b>Very Good</b>	<b>Good</b>	<b>Fair</b>	<b>Poor</b>
<b>50.67%</b>	<b>40.50%</b>	<b>5.50%</b>	<b>2.00%</b>	<b>1.25%</b>



  
**HOD / MBA**

  
**PRINCIPAL**



**PAAVAI ENGINEERING COLLEGE**  
**(Autonomous)**  
**NH – 44, PACHAL, NAMAKKAL – 637 018**

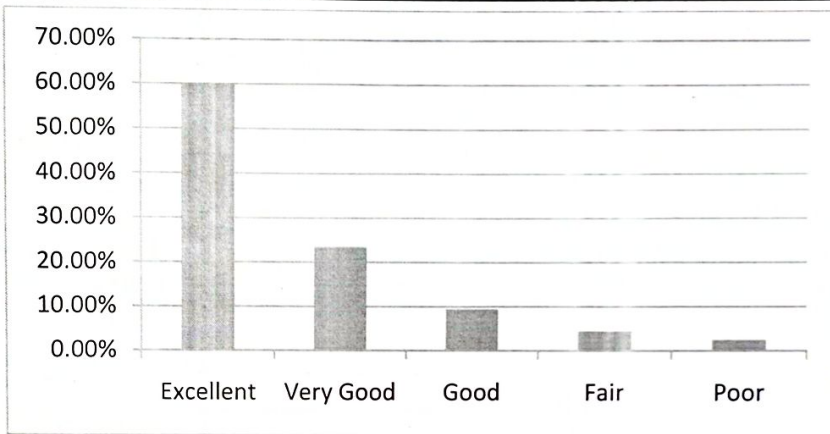
**FACULTY FEEDBACK ANALYSIS ON CURRICULUM & SYLLABUS –  
 RESPONSE SHEET**

**DEPARTMENT:**  
**DEPARTMENT OF MANAGEMENT STUDIES**

**ACADEMIC YEAR: 2023-2024**

**1. Board of studies is taking care to ensure the current relevance of the program being offered.**

Excellent	Very Good	Good	Fair	Poor
60%	23.50%	9.50%	4.50%	2.50%



**2. Anna university and AICTE norms for the design and development of curriculum is currently followed.**

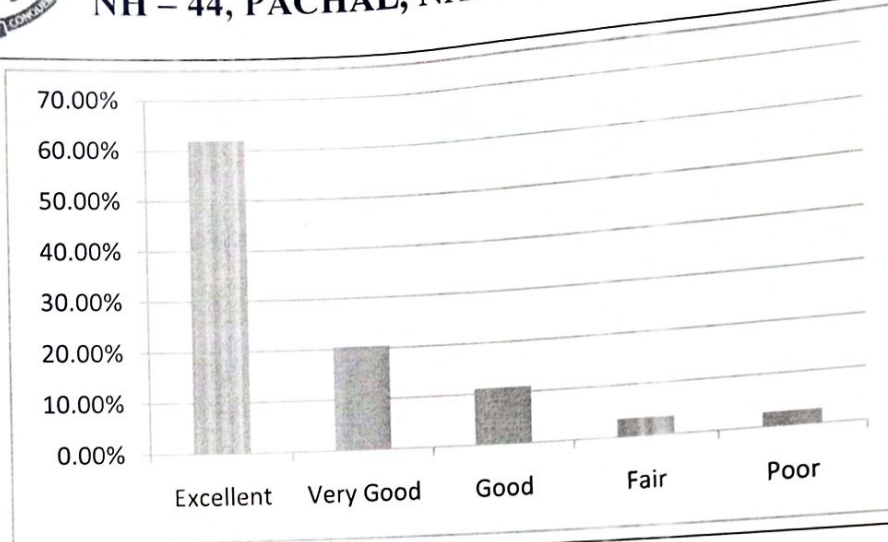
Excellent	Very Good	Good	Fair	Poor
60.05%	16.78%	10.05%	8.00%	5.12%



**3. Enough freedom is given to contribute my ideas on curriculum design and development.**

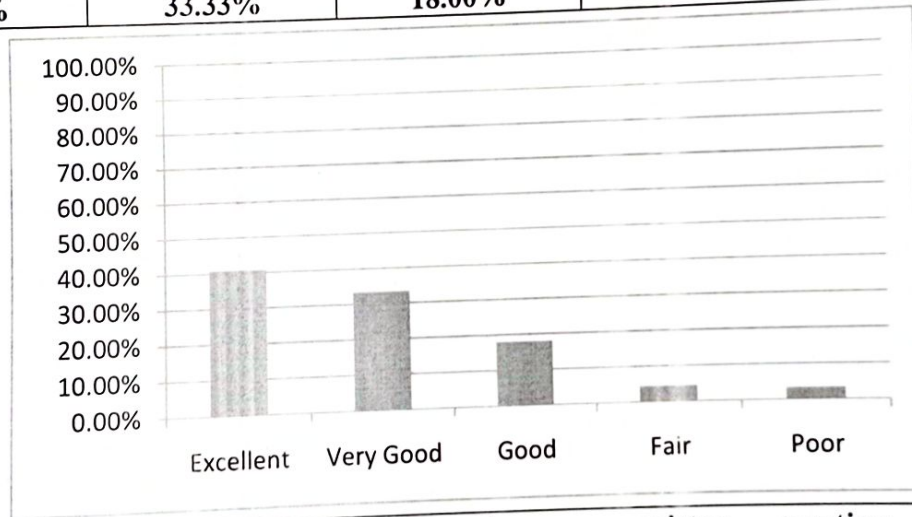
Excellent	Very Good	Good	Fair	Poor
62.05%	20.50%	11.11%	3.50%	2.84%





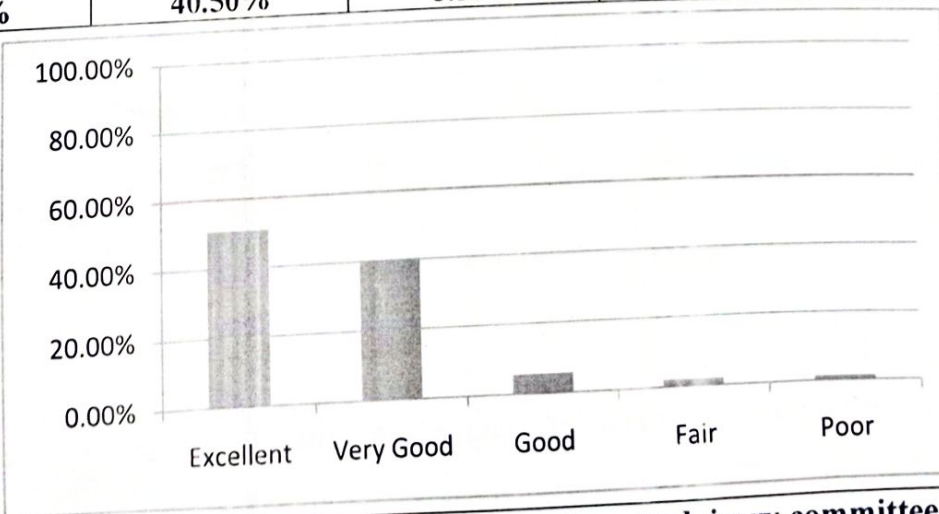
**4. The curriculum has been updated from time to time.**

Excellent	Very Good	Good	Fair	Poor
40.75%	33.33%	18.00%	4.50%	3.42%



**5. Departmental level syllabus review committee meeting held for reviewing the syllabus.**

Excellent	Very Good	Good	Fair	Poor
50.67%	40.50%	5.50%	2.00%	1.25%

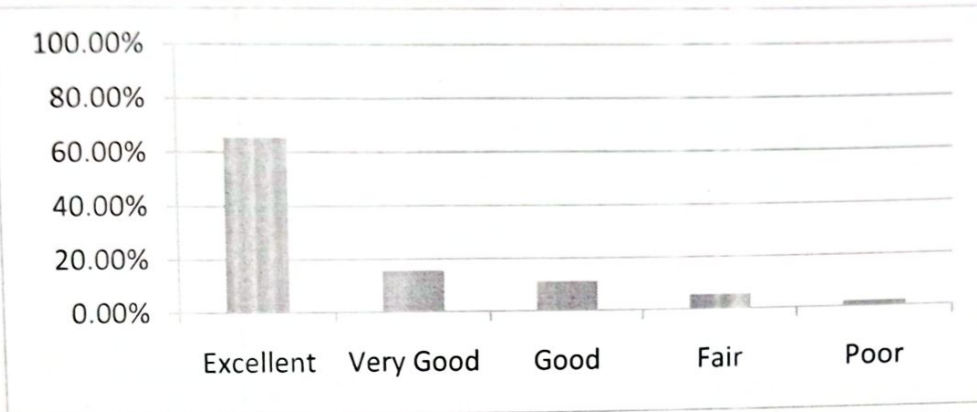


**6. Representation from industry experts in department advisory committee is helpful in designing and improving the courses.**

Excellent	Very Good	Good	Fair	Poor
65.50%	15.75%	11.11%	5.50%	2.14%

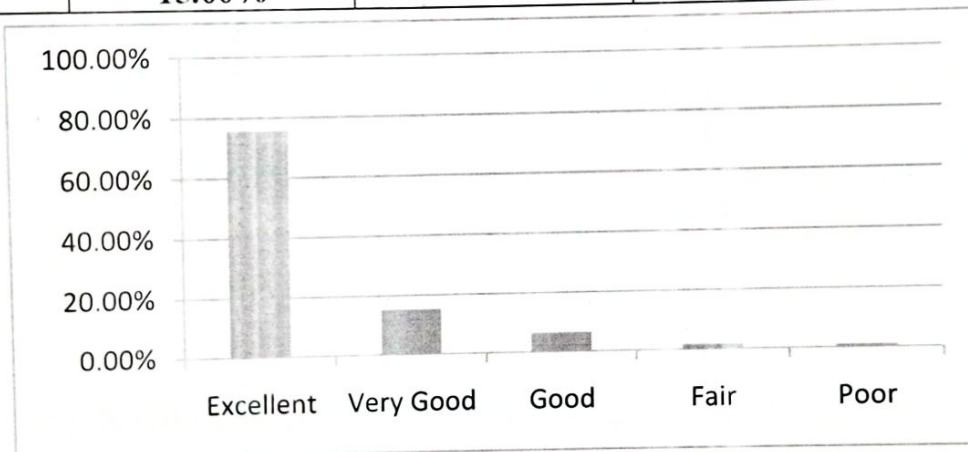


**PAAVAI ENGINEERING COLLEGE**  
**(Autonomous)**  
**NH – 44, PACHAL, NAMAKKAL – 637 018**



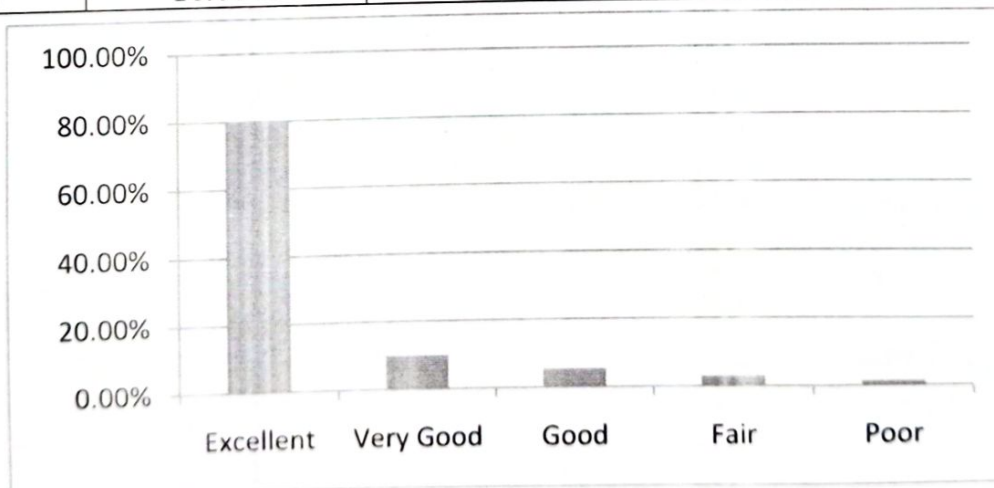
**7. Rate the relevance of syllabus to recent Industrial developments.**

Excellent	Very Good	Good	Fair	Poor
75.75%	15.00%	6.50%	1.75%	1.0%



**8. Course content for enhancing analytical and technical skills of students.**

Excellent	Very Good	Good	Fair	Poor
80.05%	10.00%	5.50%	3.00%	1.45%

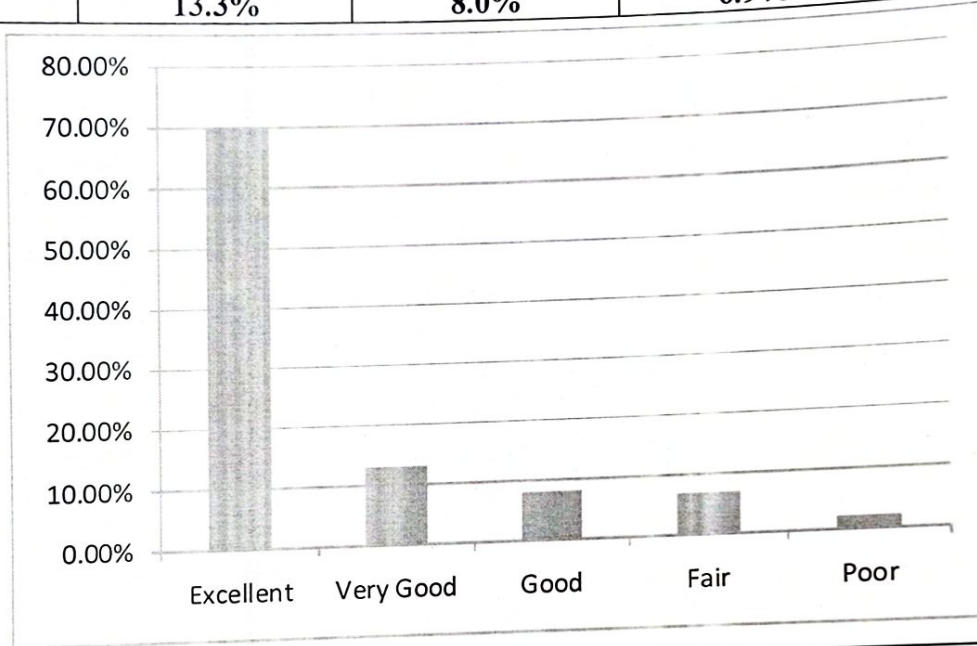




**PAAVAI ENGINEERING COLLEGE**  
**(Autonomous)**  
**NH – 44, PACHAL, NAMAKKAL – 637 018**

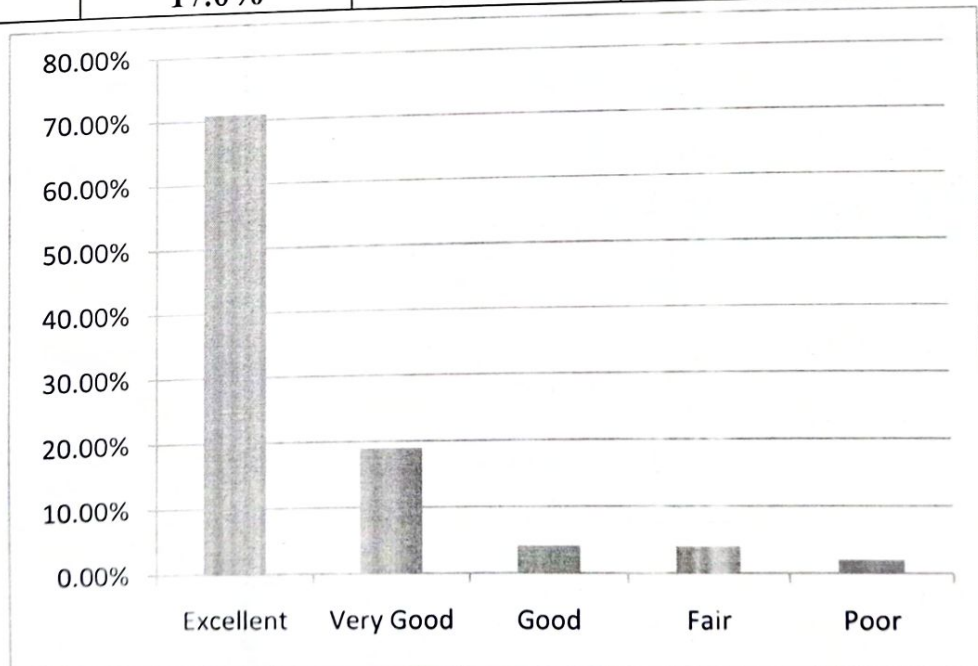
**9. Curriculum caters the students for applying their knowledge to assess societal, health and safety issues.**

Excellent	Very Good	Good	Fair	Poor
69.9%	13.3%	8.0%	6.9%	3.0%



**10. Employability is given weight age in curriculum design and development.**

Excellent	Very Good	Good	Fair	Poor
68.4%	17.0%	10.5%	2.05%	2.05%

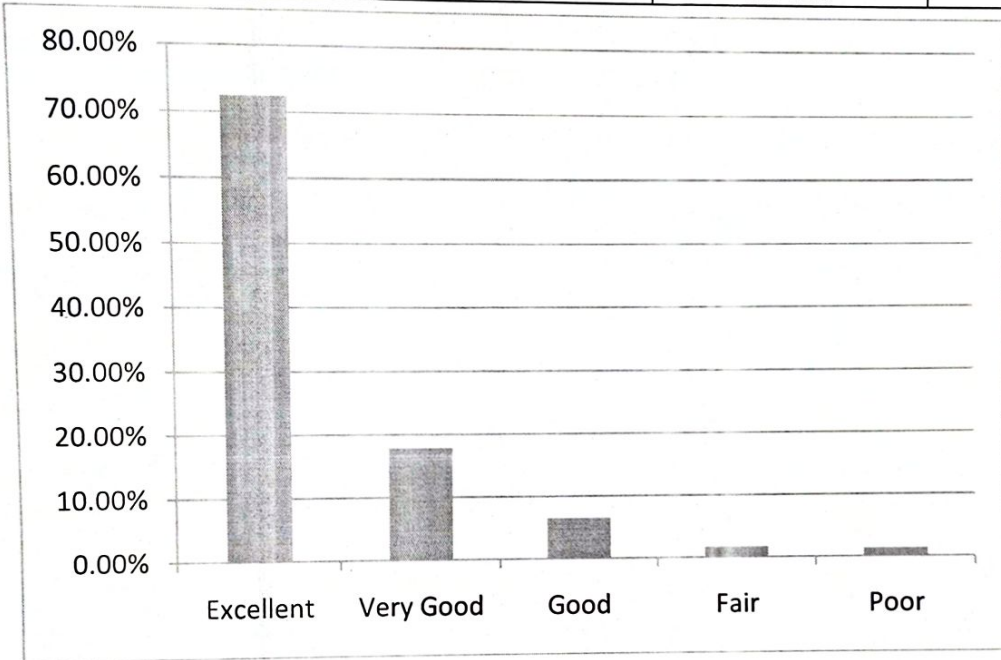




**PAAVAI ENGINEERING COLLEGE**  
**(Autonomous)**  
**NH – 44, PACHAL, NAMAKKAL – 637 018**

**11. Curriculum have got good academic flexibility.**

Excellent	Very Good	Good	Fair	Poor
72.50%	17.90%	6.50%	1.70%	1.40%



  
**HOD / MBA**

  
**PRINCIPAL**



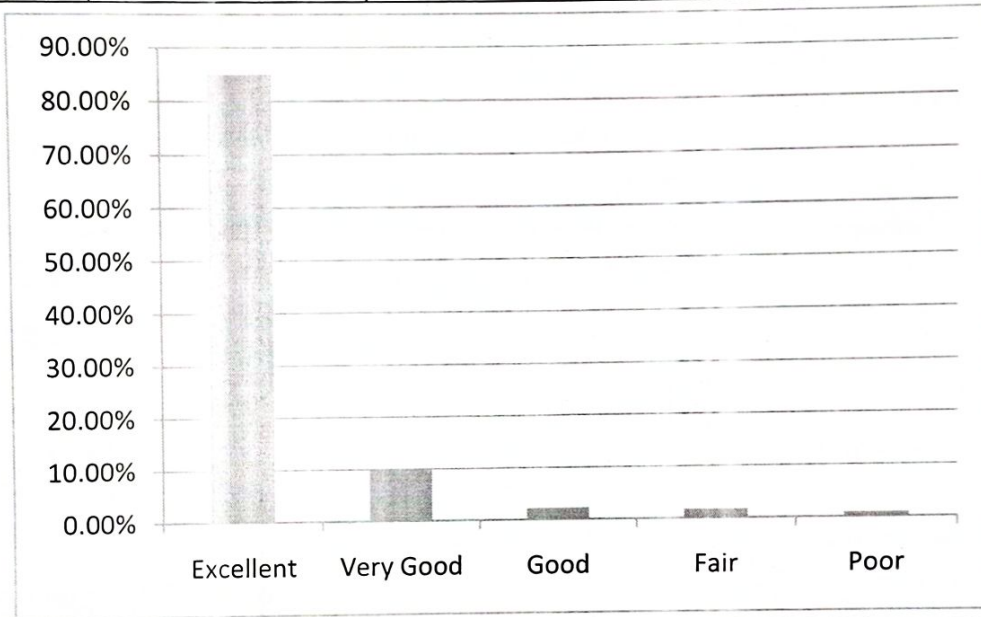
**PAAVAI ENGINEERING COLLEGE**  
**(Autonomous)**  
**NH – 44, PACHAL, NAMAKKAL – 637 018**

**ALUMINI FEEDBACK ANALYSIS ON CURRICULUM & SYLLABUS –  
 RESPONSE SHEET**

<b>DEPARTMENT:</b> <b>DEPARTMENT OF MANAGEMENT STUDIES</b>	<b>ACADEMIC YEAR: 2023-2024</b>
---	---------------------------------

**1. Curriculum is structured, comprehensive, relevant and arranged properly.**

Excellent	Very Good	Good	Fair	Poor
<b>85.0%</b>	<b>10.00%</b>	<b>2.2%</b>	<b>1.8%</b>	<b>1.00%</b>



**2. Curriculum is effective in enhancing teamwork**

Excellent	Very Good	Good	Fair	Poor
<b>83.50%</b>	<b>7.00%</b>	<b>5.20%</b>	<b>3.30%</b>	<b>1.00%</b>

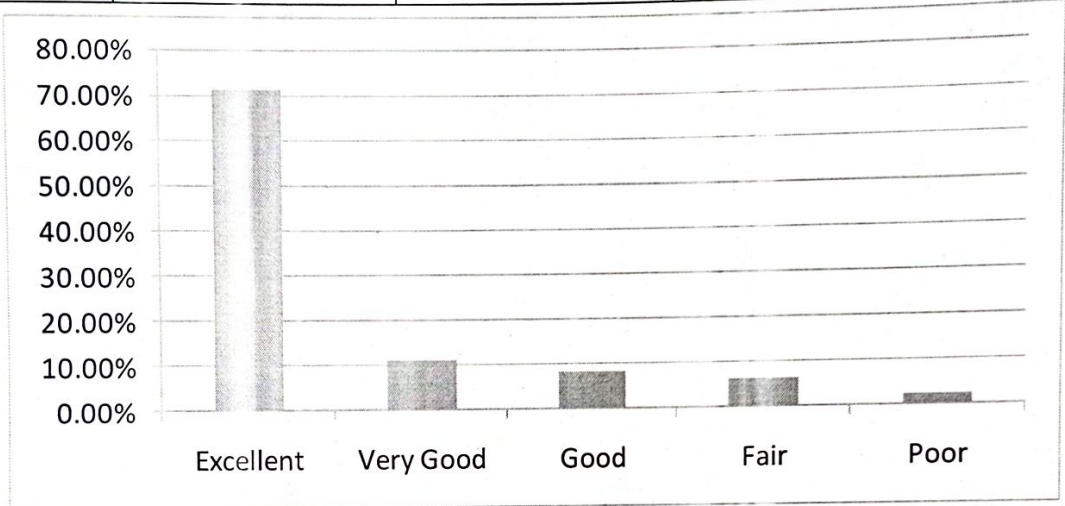




**PAAVAI ENGINEERING COLLEGE**  
**(Autonomous)**  
**NH – 44, PACHAL, NAMAKKAL – 637 018**

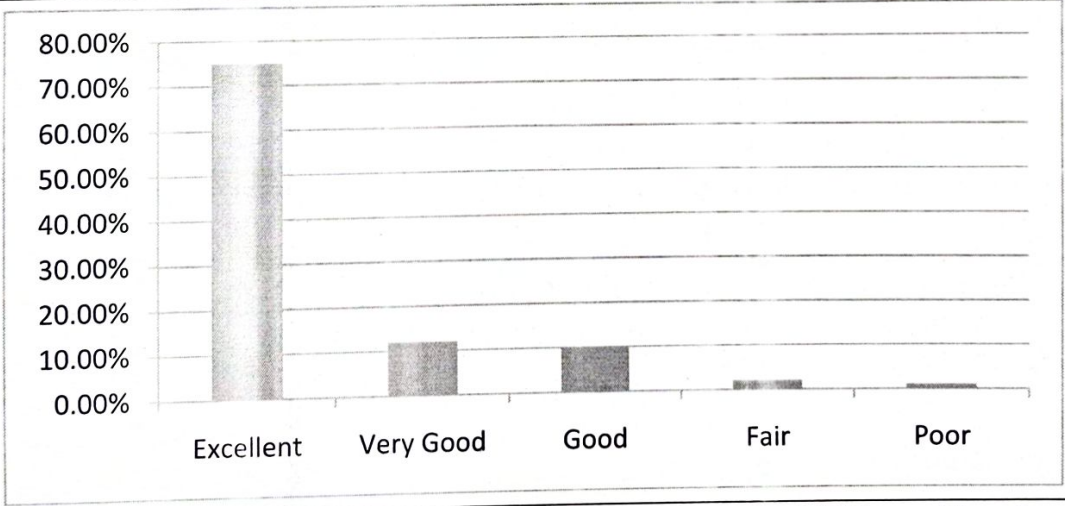
**3. Rate of relevance of syllabus to the recent industrial developments**

Excellent	Very Good	Good	Fair	Poor
71.52%	11.11%	8.52%	6.50%	2.35%



**4. Is curriculum helpful with respect to your current job profile**

Excellent	Very Good	Good	Fair	Poor
75.05%	11.95%	9.95%	2.00%	1.05%

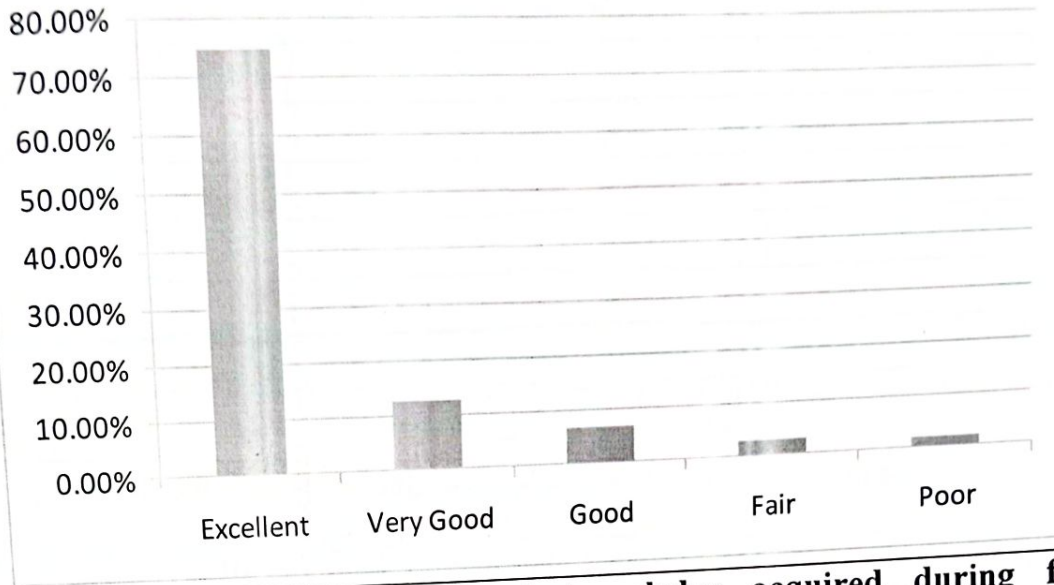


**5. Curriculum is helpful to apply the knowledge, skills and abilities with advanced tools used in the industry.**

Excellent	Very Good	Good	Fair	Poor
74.74%	12.85%	7.00%	3.20%	2.20%



**PAAVAI ENGINEERING COLLEGE**  
**(Autonomous)**  
**NH – 44, PACHAL, NAMAKKAL – 637 018**



**6. Rate the relevance of skillset and knowledge acquired during final year project implementation.**

Excellent	Very Good	Good	Fair	Poor
72.50%	17.90%	6.50%	1.70%	1.40%



**7. Curriculum is effective in employability**

Excellent	Very Good	Good	Fair	Poor
81.50%	11.94%	3.56%	2.0%	1.0%

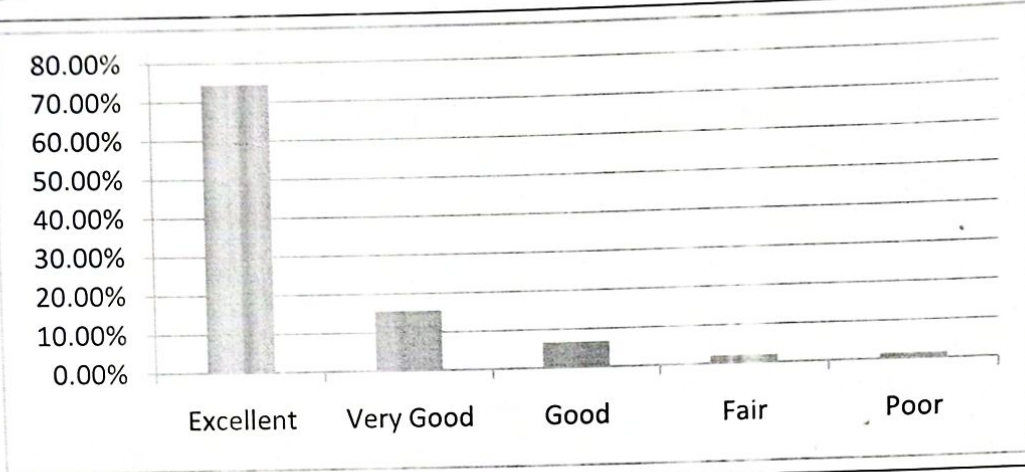


**8. Curriculum helps in overall personality development.**

Excellent	Very Good	Good	Fair	Poor
74.50%	15.50%	6.50%	2.00%	1.50%

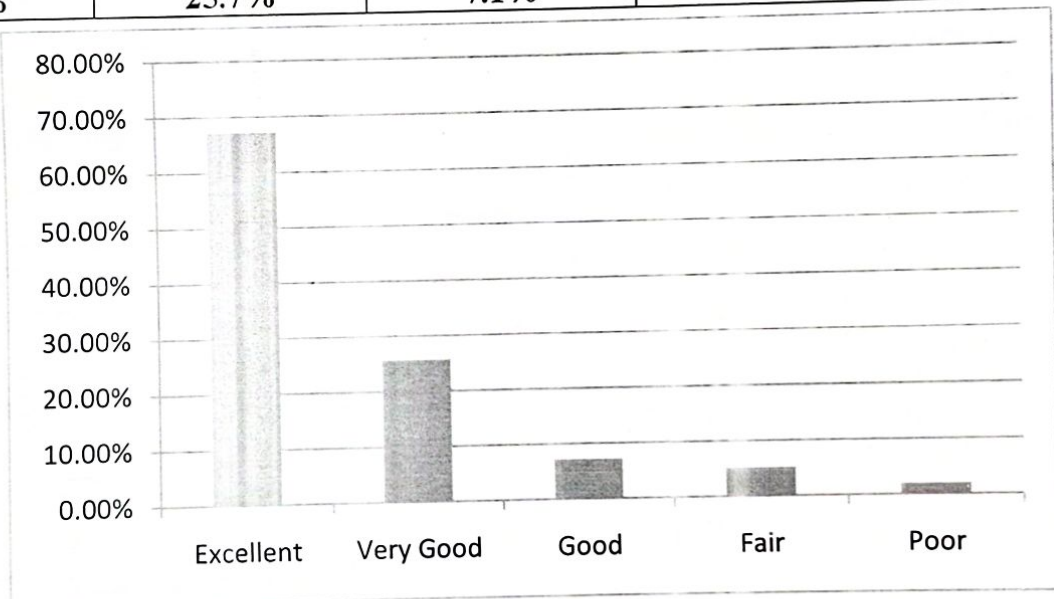


**PAAVAI ENGINEERING COLLEGE**  
**(Autonomous)**  
**NH - 44, PACHAL, NAMAKKAL - 637 018**



**9. Curriculum develops problem solving skills and decision-making skills**

Excellent	Very Good	Good	Fair	Poor
67.2%	25.7%	7.1%	5.1%	2.0%



  
**HOD/ MBA**

  
**PRINCIPAL**





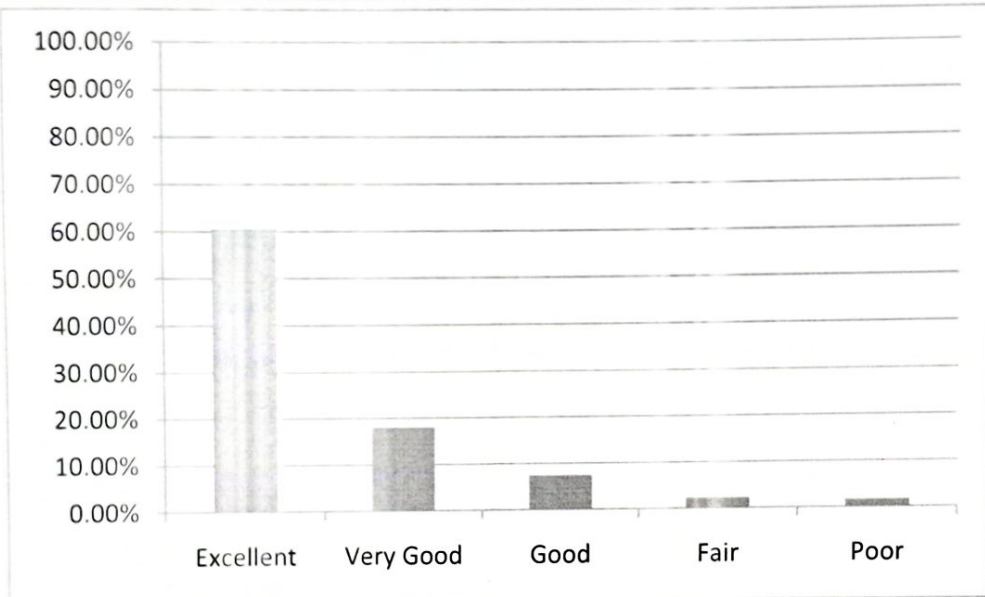
**PAAVAI ENGINEERING COLLEGE**  
**(Autonomous)**  
**NH – 44, PACHAL, NAMAKKAL – 637 018**

**EMPLOYER'S FEEDBACK ANALYSIS ON CURRICULUM & SYLLABUS –  
 RESPONSE SHEET**

<b>DEPARTMENT:</b> DEPARTMENT OF MANAGEMENT STUDIES	<b>ACADEMIC YEAR: 2023-2024</b>
--	---------------------------------

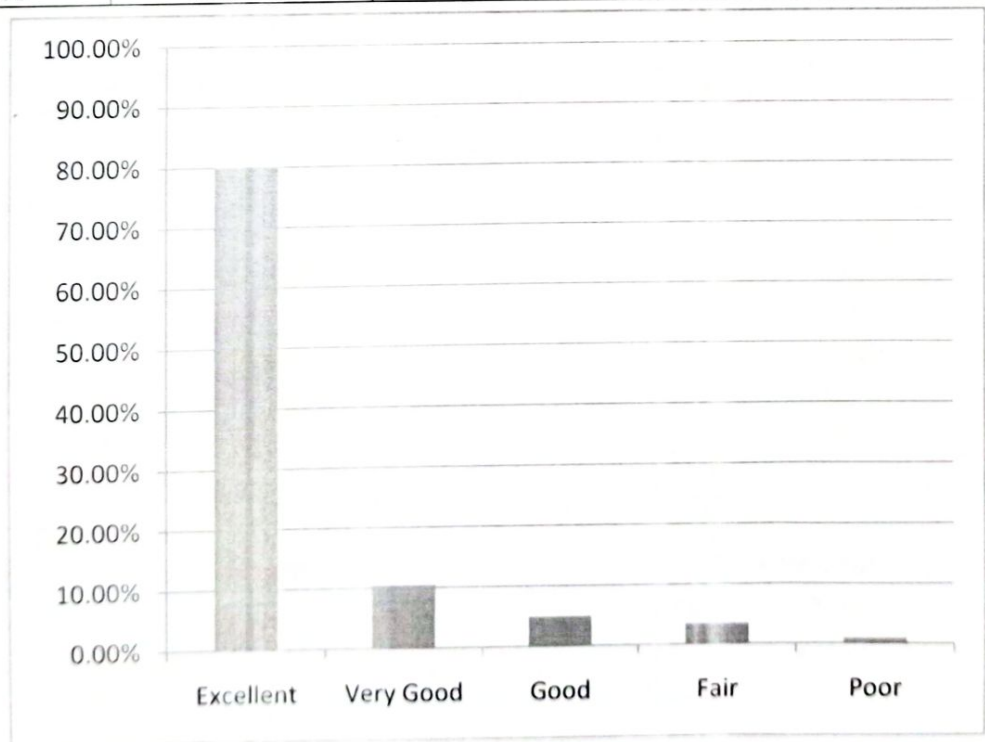
**1. Level of technical competency**

Excellent	Very Good	Good	Fair	Poor
60.50%	15.02%	7.50%	2.30%	1.68%



**2. Level of communication skill**

Excellent	Very Good	Good	Fair	Poor
80.00%	10.50%	5.00%	3.50%	1.00%

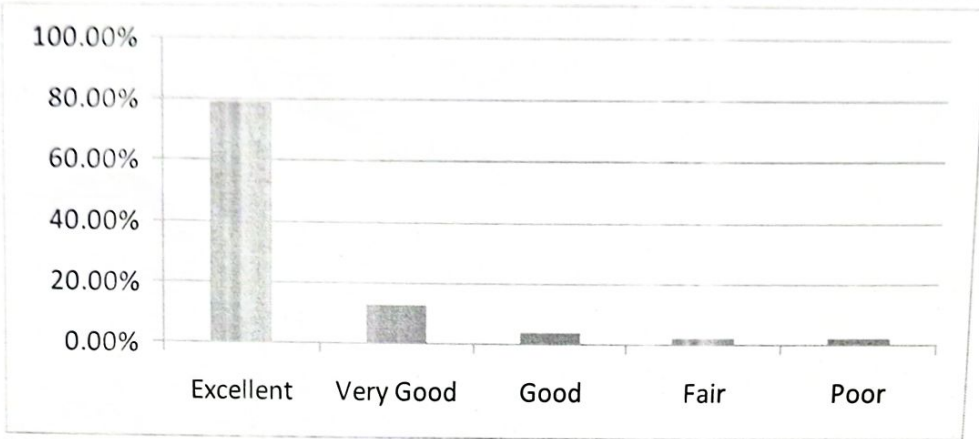


**3. Level of commitment to work**

Excellent	Very Good	Good	Fair	Poor
79.00%	12.70%	4.00%	2.30%	2.0%

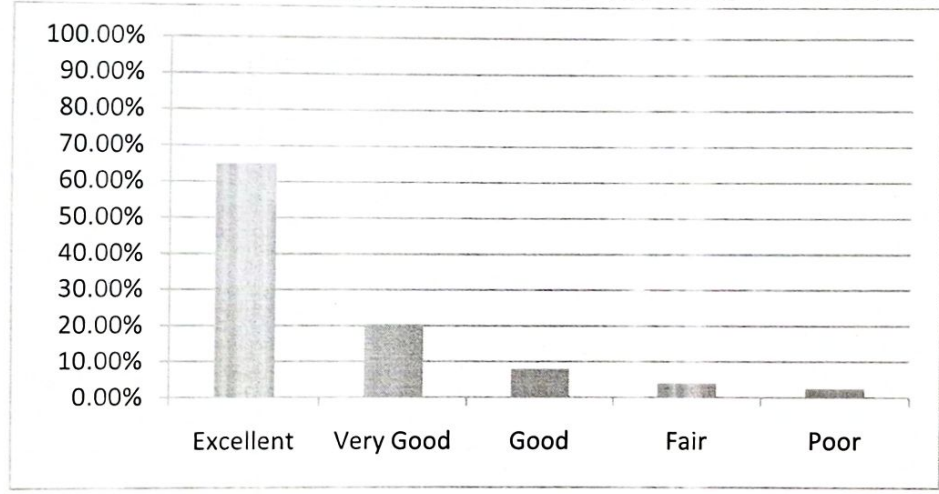


**PAAVAI ENGINEERING COLLEGE**  
**(Autonomous)**  
**NH – 44, PACHAL, NAMAKKAL – 637 018**



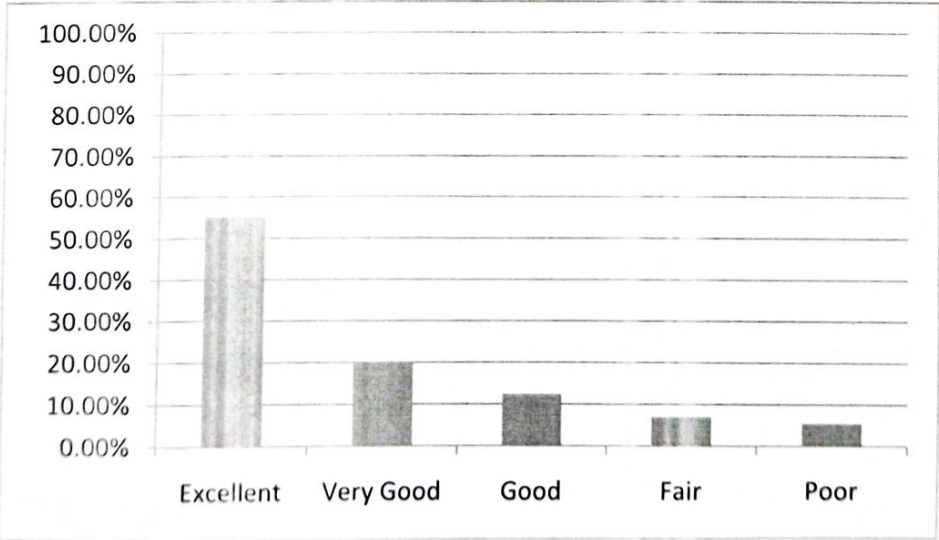
**4. Level of Professional, ethical, and social responsibility**

Excellent	Very Good	Good	Fair	Poor
65.00%	20.50%	8.00%	4.00%	2.50%



**5. Adaptability, accepting diversity and working in a team**

Excellent	Very Good	Good	Fair	Poor
55.00%	20.00%	12.50%	7.00%	5.50%

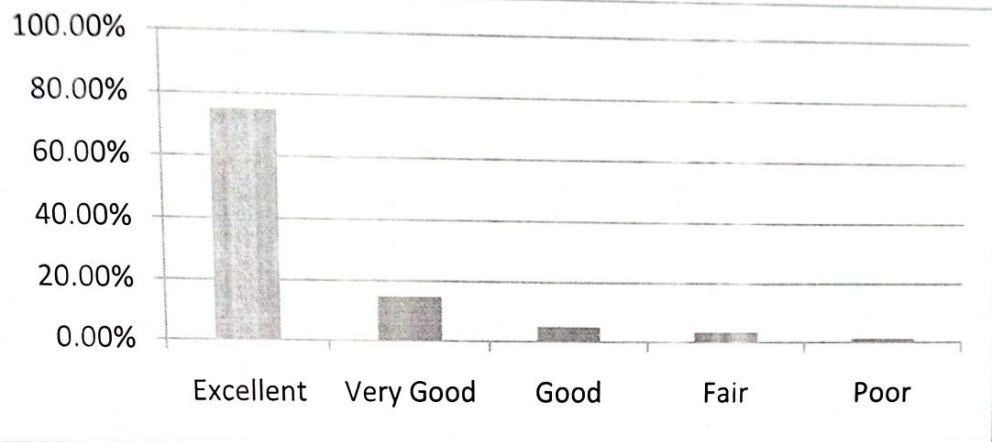


**6. Professional development and adapting to technological change**

Excellent	Very Good	Good	Fair	Poor
75.00%	15.00%	5.00%	3.50%	1.50%

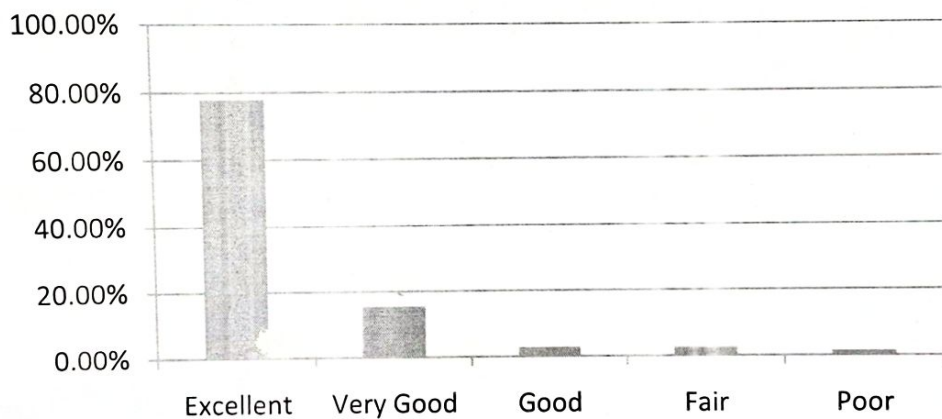


**PAAVAI ENGINEERING COLLEGE**  
**(Autonomous)**  
**NH – 44, PACHAL, NAMAKKAL – 637 018**



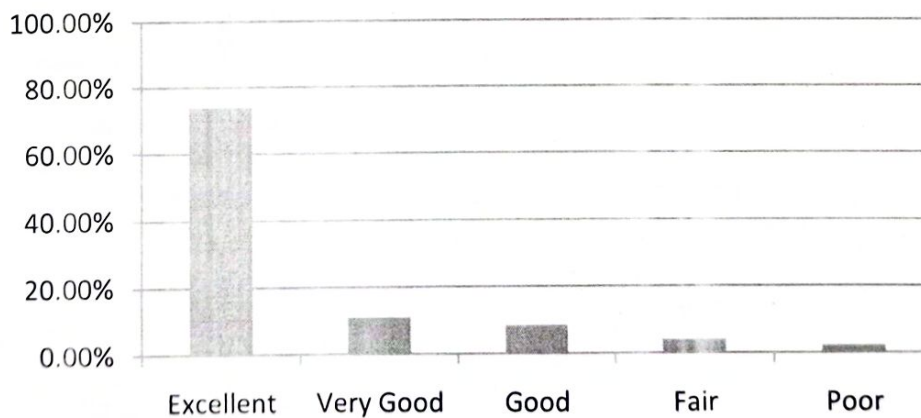
**7. Ability to select and apply modern engineering and software tools**

Excellent	Very Good	Good	Fair	Poor
<b>78.00%</b>	<b>15.50%</b>	<b>3.00%</b>	<b>2.50%</b>	<b>1.50%</b>



**8. Ability to manage projects in multidisciplinary environments.**

Excellent	Very Good	Good	Fair	Poor
<b>74.00%</b>	<b>11.00%</b>	<b>8.50%</b>	<b>4.00%</b>	<b>2.50%</b>

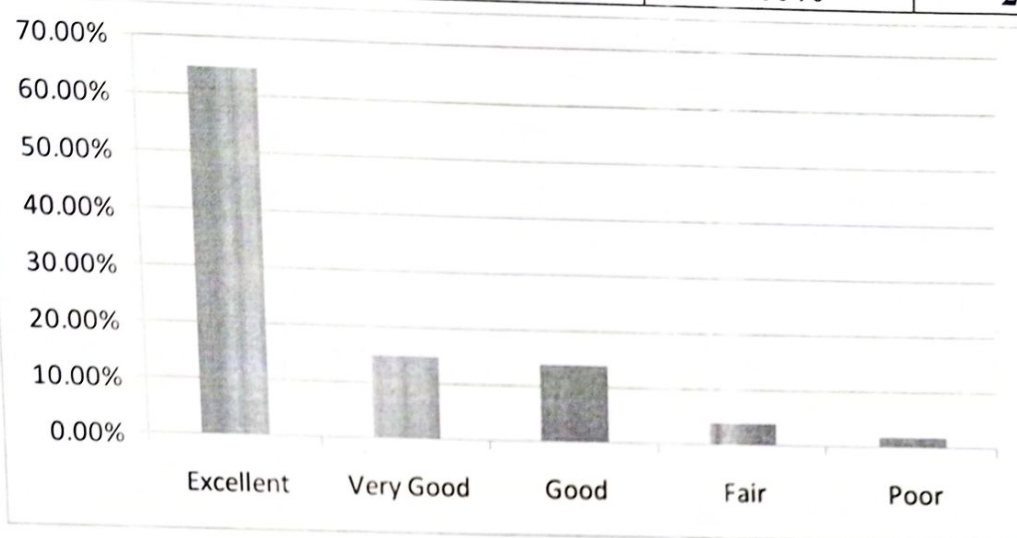




**PAAVAI ENGINEERING COLLEGE**  
**(Autonomous)**  
**NH – 44, PACHAL, NAMAKKAL – 637 018**

**9. Overall performance of our graduate, towards organizational growth**

Excellent	Very Good	Good	Fair	Poor
65.00%	15.00%	14.00%	4.00%	2.00%



**12. Curriculum has relevance to real life situations, reflects current trends and practices in the respective disciplines**

Excellent	Very Good	Good	Fair	Poor
85.0%	10.00%	2.2%	1.8%	1.00%



  
**HOD / MBA**

  
**PRINCIPAL**