



**PAAVAI ENGINEERING COLLEGE**  
**(Autonomous)**  
**NH – 44, PACHAL, NAMAKKAL – 637 018**

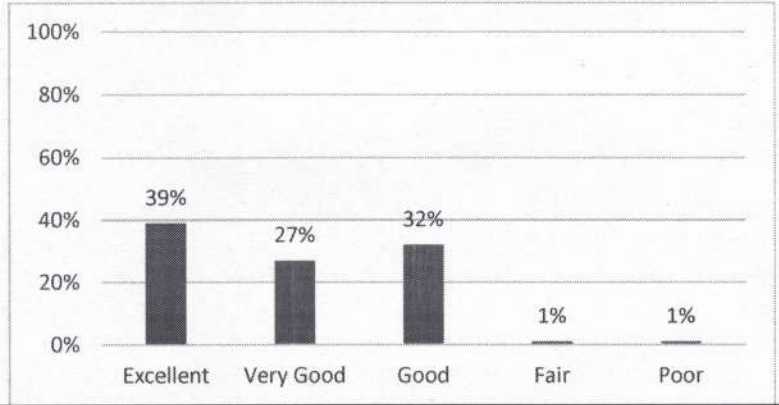
<b>STUDENTS FEEDBACK ANALYSIS ON CURRICULUM &amp; SYLLABUS – RESPONSE SHEET</b>																
<b>DEPARTMENT:ROBOTICS AND AUTOMATION</b>			<b>ACADEMIC YEAR: 2024-2025</b>													
<b>1. The extent of structure and appropriateness of curriculum</b>																
<b>Excellent</b>	<b>Very Good</b>	<b>Good</b>	<b>Fair</b>	<b>Poor</b>												
<b>41%</b>	<b>35%</b>	<b>18%</b>	<b>7%</b>	<b>0%</b>												
<table border="1"> <caption>Feedback Data for Question 1</caption> <thead> <tr> <th>Category</th> <th>Percentage</th> </tr> </thead> <tbody> <tr> <td>Excellent</td> <td>41%</td> </tr> <tr> <td>Very Good</td> <td>35%</td> </tr> <tr> <td>Good</td> <td>18%</td> </tr> <tr> <td>Fair</td> <td>7%</td> </tr> <tr> <td>Poor</td> <td>0%</td> </tr> </tbody> </table>					Category	Percentage	Excellent	41%	Very Good	35%	Good	18%	Fair	7%	Poor	0%
Category	Percentage															
Excellent	41%															
Very Good	35%															
Good	18%															
Fair	7%															
Poor	0%															
<b>2. Curriculum caters to the industry needs and offer industry-oriented courses.</b>																
<b>Excellent</b>	<b>Very Good</b>	<b>Good</b>	<b>Fair</b>	<b>Poor</b>												
<b>42%</b>	<b>38%</b>	<b>20%</b>	<b>0%</b>	<b>0%</b>												
<table border="1"> <caption>Feedback Data for Question 2</caption> <thead> <tr> <th>Category</th> <th>Percentage</th> </tr> </thead> <tbody> <tr> <td>Excellent</td> <td>42%</td> </tr> <tr> <td>Very Good</td> <td>38%</td> </tr> <tr> <td>Good</td> <td>20%</td> </tr> <tr> <td>Fair</td> <td>0%</td> </tr> <tr> <td>Poor</td> <td>0%</td> </tr> </tbody> </table>					Category	Percentage	Excellent	42%	Very Good	38%	Good	20%	Fair	0%	Poor	0%
Category	Percentage															
Excellent	42%															
Very Good	38%															
Good	20%															
Fair	0%															
Poor	0%															



**PAAVAI ENGINEERING COLLEGE**  
**(Autonomous)**  
**NH – 44, PACHAL, NAMAKKAL – 637 018**

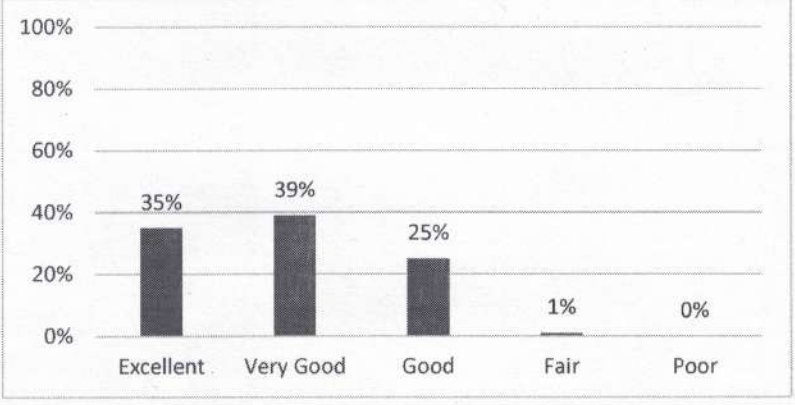
**3. Experiential, participatory and problem solving method of learning adopted in curriculum.**

Excellent	Very Good	Good	Fair	Poor
<b>39%</b>	<b>27%</b>	<b>32%</b>	<b>1%</b>	<b>1%</b>



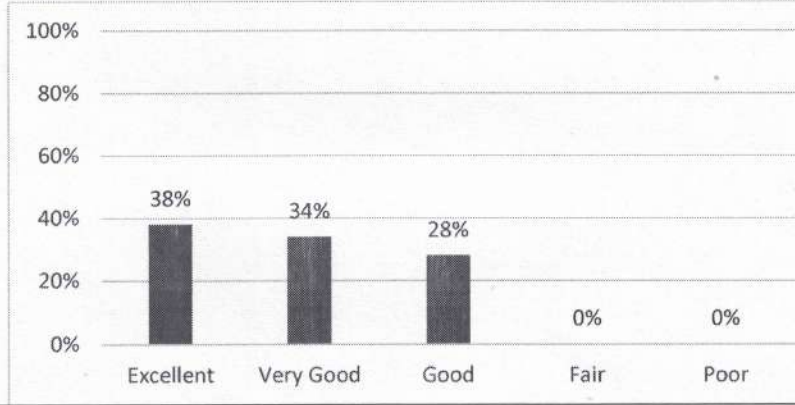
**4. The institute provides information in advance about the aims, objectives, learning outcomes, and methods of assessment of the program.**

Excellent	Very Good	Good	Fair	Poor
<b>35%</b>	<b>39%</b>	<b>25%</b>	<b>1%</b>	<b>0%</b>



**5. Curriculum is effective in developing experimental, analytical, and problem-solving skills.**

Excellent	Very Good	Good	Fair	Poor
<b>38%</b>	<b>34%</b>	<b>28%</b>	<b>0%</b>	<b>0%</b>



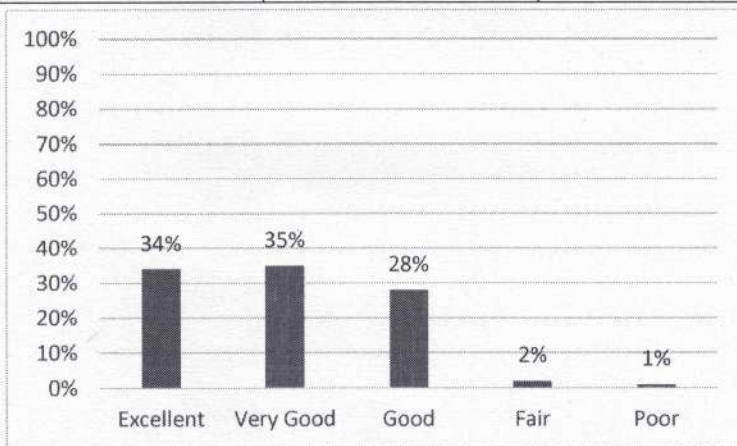




**PAAVAI ENGINEERING COLLEGE**  
**(Autonomous)**  
**NH – 44, PACHAL, NAMAKKAL – 637 018**

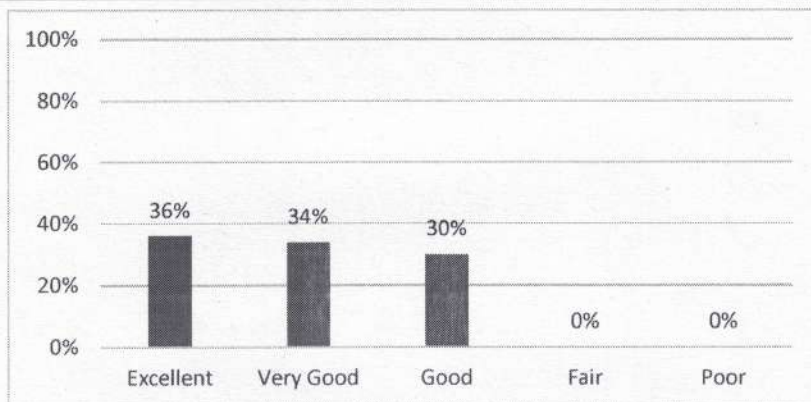
**6. Diverse teaching learning methods like group discussion, case study etc. are adopted to achieve intended learning outcomes.**

<b>Excellent</b>	<b>Very Good</b>	<b>Good</b>	<b>Fair</b>	<b>Poor</b>
<b>34%</b>	<b>35%</b>	<b>28%</b>	<b>2%</b>	<b>1%</b>



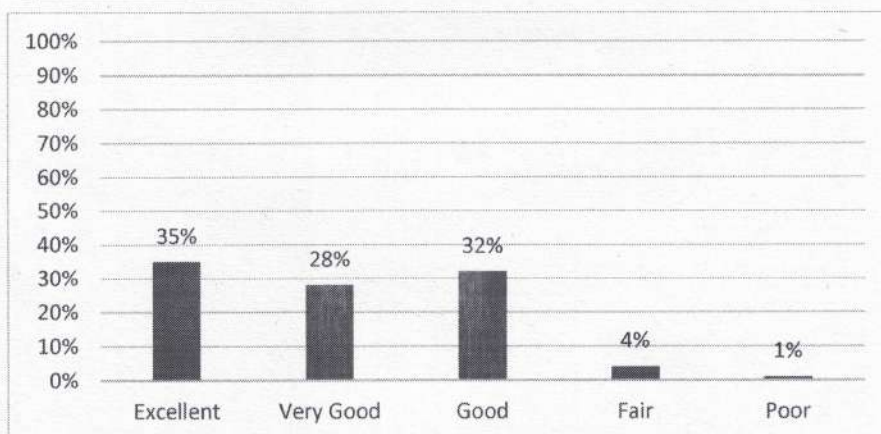
**7. Curricula adhere interdisciplinary approach.**

<b>Excellent</b>	<b>Very Good</b>	<b>Good</b>	<b>Fair</b>	<b>Poor</b>
<b>36%</b>	<b>34%</b>	<b>30%</b>	<b>0%</b>	<b>0%</b>



**8. Curriculum is effective in developing ICT and communication skills.**

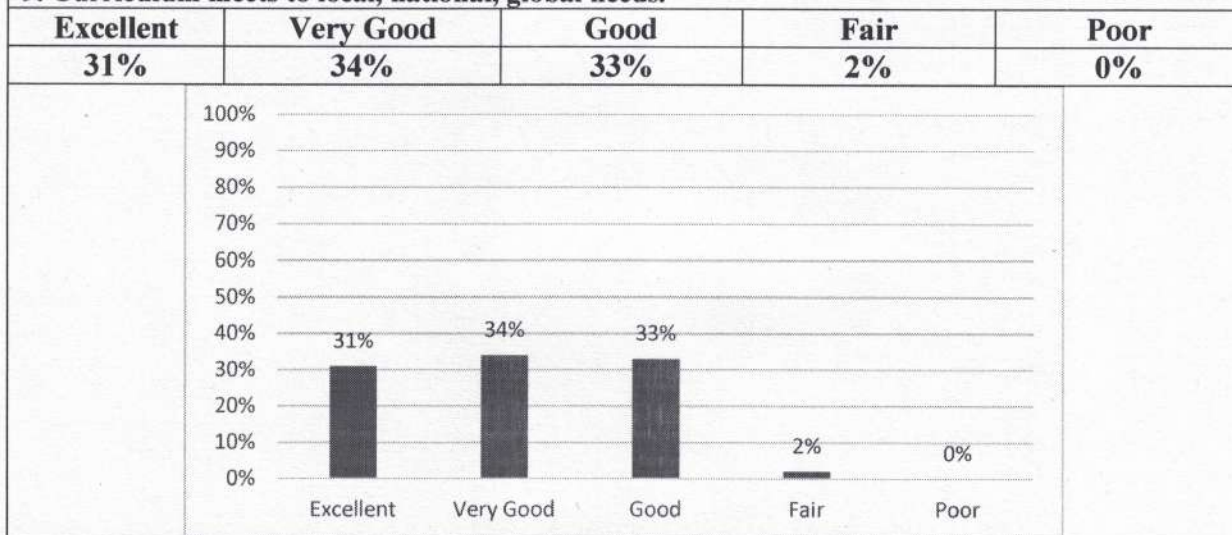
<b>Excellent</b>	<b>Very Good</b>	<b>Good</b>	<b>Fair</b>	<b>Poor</b>
<b>35%</b>	<b>28%</b>	<b>32%</b>	<b>4%</b>	<b>1%</b>



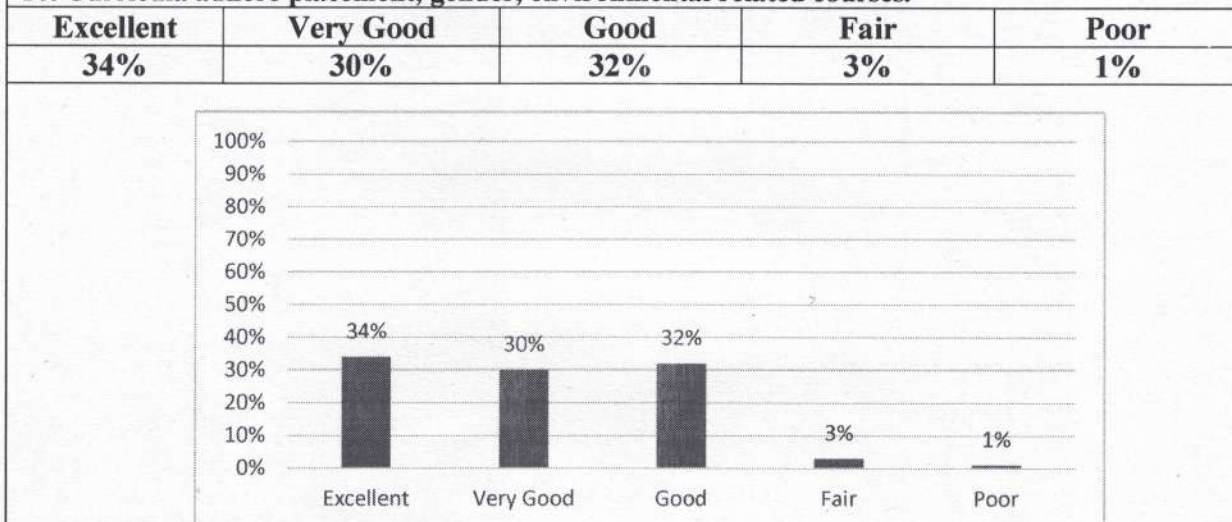


**PAAVAI ENGINEERING COLLEGE**  
**(Autonomous)**  
**NH – 44, PACHAL, NAMAKKAL – 637 018**

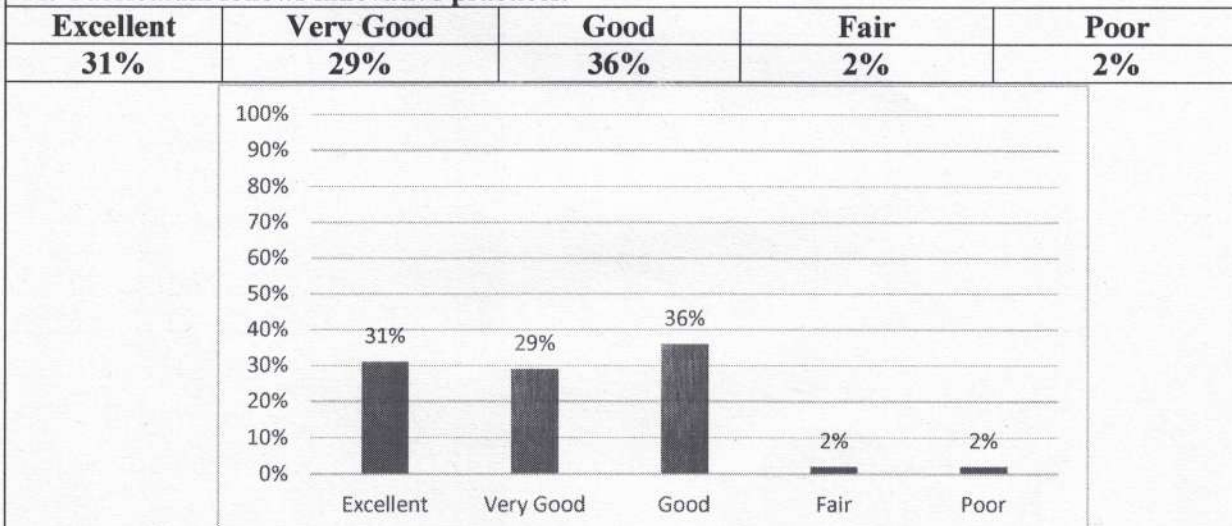
**9. Curriculum meets to local, national, global needs.**



**10. Curricula adhere placement, gender, environmental related courses.**



**11. Curriculum follows innovative practices.**



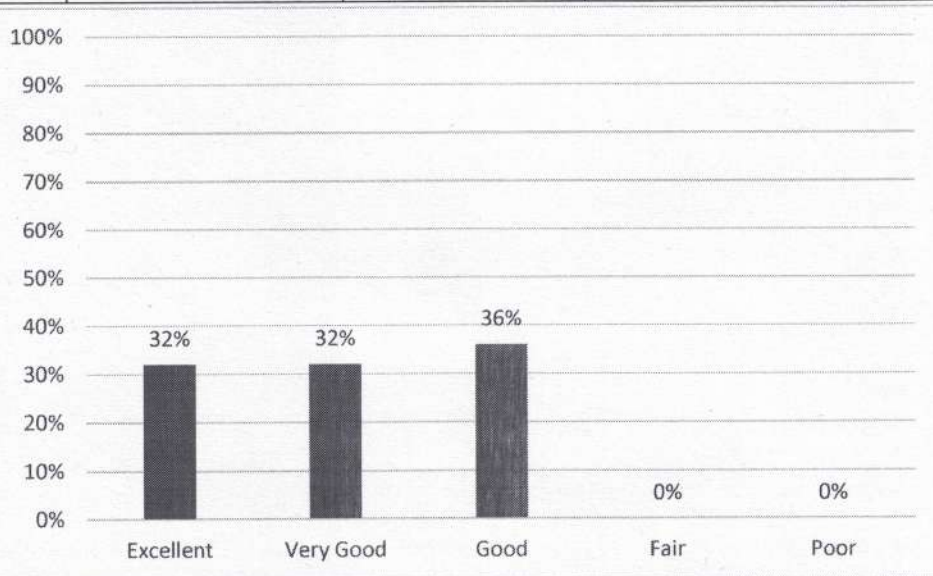




**PAAVAI ENGINEERING COLLEGE**  
**(Autonomous)**  
**NH – 44, PACHAL, NAMAKKAL – 637 018**

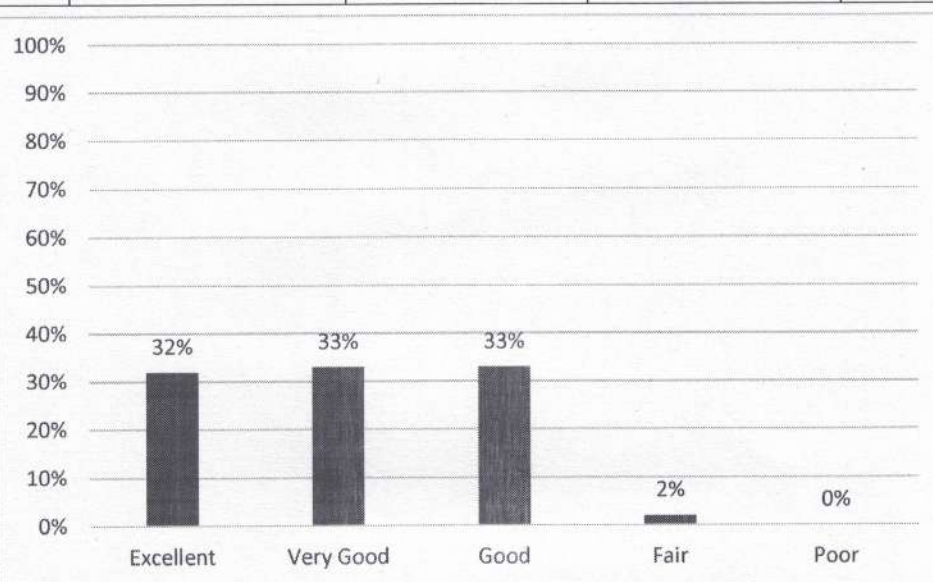
**12. Curriculum is effective in developing online, one credit and value-added courses.**

<b>Excellent</b>	<b>Very Good</b>	<b>Good</b>	<b>Fair</b>	<b>Poor</b>
<b>32%</b>	<b>32%</b>	<b>36%</b>	<b>0%</b>	<b>0%</b>



**13. Curriculum enhances constructive learning.**

<b>Excellent</b>	<b>Very Good</b>	<b>Good</b>	<b>Fair</b>	<b>Poor</b>
<b>32%</b>	<b>33%</b>	<b>33%</b>	<b>2%</b>	<b>0%</b>



  
**HOD / R&A**

  
**PRINCIPAL**



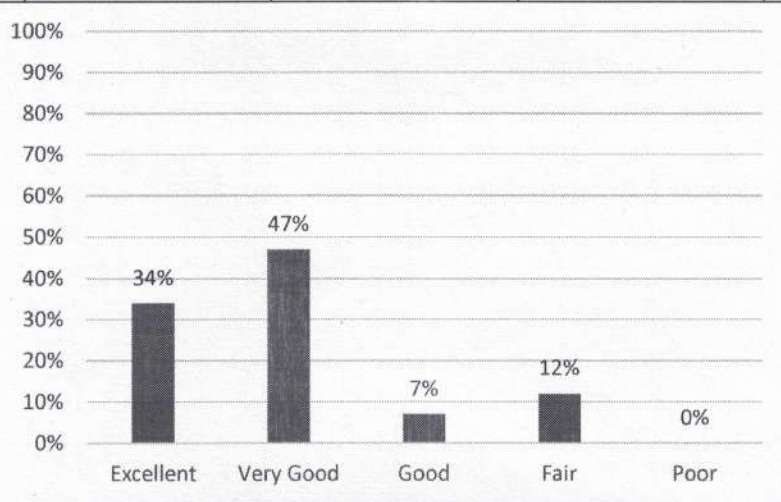
**PAAVAI ENGINEERING COLLEGE**  
**(Autonomous)**  
**NH – 44, PACHAL, NAMAKKAL – 637 018**

**FACULTY FEEDBACK ANALYSIS ON CURRICULUM & SYLLABUS –  
 RESPONSE SHEET**

**DEPARTMENT:ROBOTICS AND AUTOMATION | ACADEMIC YEAR: 2024-2025**

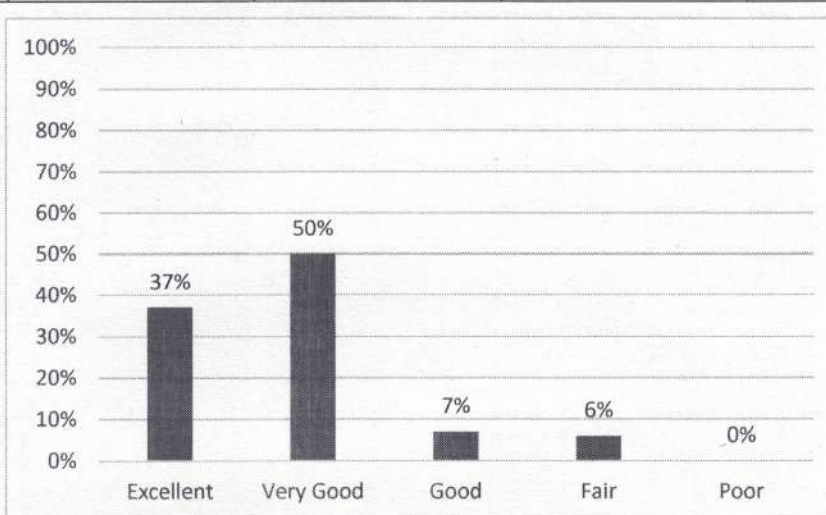
**1. Board of studies is taking care to ensure the current relevance of the program being offered.**

<b>Excellent</b>	<b>Very Good</b>	<b>Good</b>	<b>Fair</b>	<b>Poor</b>
<b>34%</b>	<b>47%</b>	<b>7%</b>	<b>12%</b>	<b>0%</b>



**2. Anna university and AICTE norms for the design and development of curriculum is currently followed.**

<b>Excellent</b>	<b>Very Good</b>	<b>Good</b>	<b>Fair</b>	<b>Poor</b>
<b>37%</b>	<b>50%</b>	<b>7%</b>	<b>6%</b>	<b>0%</b>







**PAAVAI ENGINEERING COLLEGE**  
**(Autonomous)**  
**NH – 44, PACHAL, NAMAKKAL – 637 018**

<b>3. Enough freedom is given to contribute my ideas on curriculum design and development.</b>																
<b>Excellent</b>	<b>Very Good</b>	<b>Good</b>	<b>Fair</b>	<b>Poor</b>												
<b>37%</b>	<b>54%</b>	<b>9%</b>	<b>0%</b>	<b>0%</b>												
<table border="1"> <caption>Data for Question 3</caption> <thead> <tr> <th>Category</th> <th>Percentage</th> </tr> </thead> <tbody> <tr> <td>Excellent</td> <td>37%</td> </tr> <tr> <td>Very Good</td> <td>54%</td> </tr> <tr> <td>Good</td> <td>9%</td> </tr> <tr> <td>Fair</td> <td>0%</td> </tr> <tr> <td>Poor</td> <td>0%</td> </tr> </tbody> </table>					Category	Percentage	Excellent	37%	Very Good	54%	Good	9%	Fair	0%	Poor	0%
Category	Percentage															
Excellent	37%															
Very Good	54%															
Good	9%															
Fair	0%															
Poor	0%															
<b>4. The curriculum has been updated from time to time.</b>																
<b>Excellent</b>	<b>Very Good</b>	<b>Good</b>	<b>Fair</b>	<b>Poor</b>												
<b>41%</b>	<b>45%</b>	<b>14%</b>	<b>0%</b>	<b>0%</b>												
<table border="1"> <caption>Data for Question 4</caption> <thead> <tr> <th>Category</th> <th>Percentage</th> </tr> </thead> <tbody> <tr> <td>Excellent</td> <td>41%</td> </tr> <tr> <td>Very Good</td> <td>45%</td> </tr> <tr> <td>Good</td> <td>14%</td> </tr> <tr> <td>Fair</td> <td>0%</td> </tr> <tr> <td>Poor</td> <td>0%</td> </tr> </tbody> </table>					Category	Percentage	Excellent	41%	Very Good	45%	Good	14%	Fair	0%	Poor	0%
Category	Percentage															
Excellent	41%															
Very Good	45%															
Good	14%															
Fair	0%															
Poor	0%															
<b>5. Departmental level syllabus review committee meeting held for reviewing the syllabus.</b>																
<b>Excellent</b>	<b>Very Good</b>	<b>Good</b>	<b>Fair</b>	<b>Poor</b>												
<b>38%</b>	<b>49%</b>	<b>13%</b>	<b>0%</b>	<b>0%</b>												
<table border="1"> <caption>Data for Question 5</caption> <thead> <tr> <th>Category</th> <th>Percentage</th> </tr> </thead> <tbody> <tr> <td>Excellent</td> <td>38%</td> </tr> <tr> <td>Very Good</td> <td>49%</td> </tr> <tr> <td>Good</td> <td>13%</td> </tr> <tr> <td>Fair</td> <td>0%</td> </tr> <tr> <td>Poor</td> <td>0%</td> </tr> </tbody> </table>					Category	Percentage	Excellent	38%	Very Good	49%	Good	13%	Fair	0%	Poor	0%
Category	Percentage															
Excellent	38%															
Very Good	49%															
Good	13%															
Fair	0%															
Poor	0%															



**PAAVAI ENGINEERING COLLEGE**  
**(Autonomous)**  
**NH – 44, PACHAL, NAMAKKAL – 637 018**

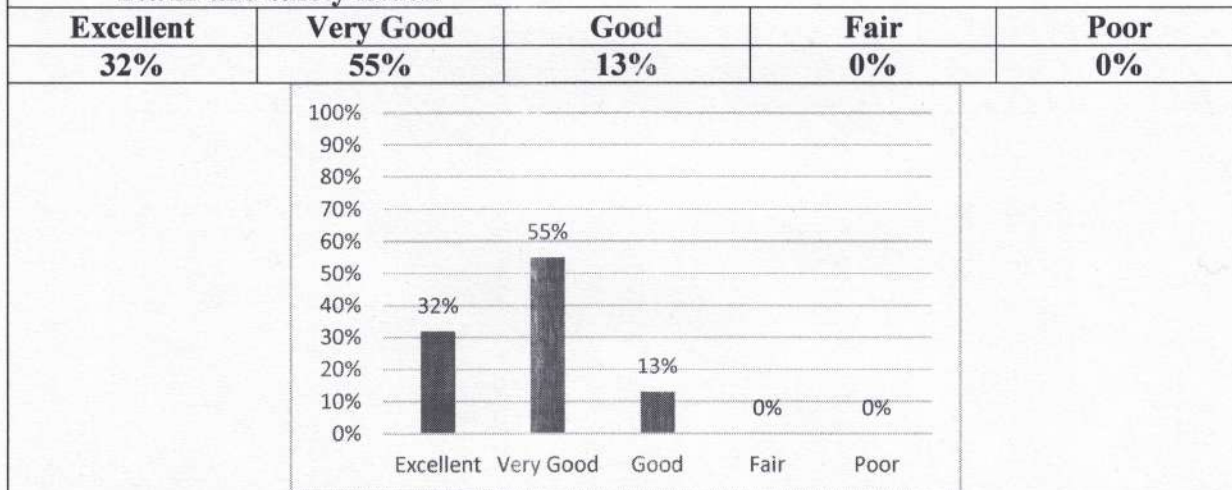
<b>6. Representation from industry experts in department advisory committee is helpful in designing and improving the courses.</b>																
<b>Excellent</b>	<b>Very Good</b>	<b>Good</b>	<b>Fair</b>	<b>Poor</b>												
<b>36%</b>	<b>49%</b>	<b>13%</b>	<b>2%</b>	<b>0%</b>												
<table border="1"> <caption>Data for Question 6 Bar Chart</caption> <thead> <tr> <th>Category</th> <th>Percentage</th> </tr> </thead> <tbody> <tr> <td>Excellent</td> <td>36%</td> </tr> <tr> <td>Very Good</td> <td>49%</td> </tr> <tr> <td>Good</td> <td>13%</td> </tr> <tr> <td>Fair</td> <td>2%</td> </tr> <tr> <td>Poor</td> <td>0%</td> </tr> </tbody> </table>					Category	Percentage	Excellent	36%	Very Good	49%	Good	13%	Fair	2%	Poor	0%
Category	Percentage															
Excellent	36%															
Very Good	49%															
Good	13%															
Fair	2%															
Poor	0%															
<b>7. Rate the relevance of syllabus to recent Industrial developments.</b>																
<b>Excellent</b>	<b>Very Good</b>	<b>Good</b>	<b>Fair</b>	<b>Poor</b>												
<b>37%</b>	<b>48%</b>	<b>15%</b>	<b>0%</b>	<b>0%</b>												
<table border="1"> <caption>Data for Question 7 Bar Chart</caption> <thead> <tr> <th>Category</th> <th>Percentage</th> </tr> </thead> <tbody> <tr> <td>Excellent</td> <td>37%</td> </tr> <tr> <td>Very Good</td> <td>48%</td> </tr> <tr> <td>Good</td> <td>15%</td> </tr> <tr> <td>Fair</td> <td>0%</td> </tr> <tr> <td>Poor</td> <td>0%</td> </tr> </tbody> </table>					Category	Percentage	Excellent	37%	Very Good	48%	Good	15%	Fair	0%	Poor	0%
Category	Percentage															
Excellent	37%															
Very Good	48%															
Good	15%															
Fair	0%															
Poor	0%															
<b>8. Course content for enhancing analytical and technical skills of students.</b>																
<b>Excellent</b>	<b>Very Good</b>	<b>Good</b>	<b>Fair</b>	<b>Poor</b>												
<b>20%</b>	<b>51%</b>	<b>29%</b>	<b>0%</b>	<b>0%</b>												
<table border="1"> <caption>Data for Question 8 Bar Chart</caption> <thead> <tr> <th>Category</th> <th>Percentage</th> </tr> </thead> <tbody> <tr> <td>Excellent</td> <td>20%</td> </tr> <tr> <td>Very Good</td> <td>51%</td> </tr> <tr> <td>Good</td> <td>29%</td> </tr> <tr> <td>Fair</td> <td>0%</td> </tr> <tr> <td>Poor</td> <td>0%</td> </tr> </tbody> </table>					Category	Percentage	Excellent	20%	Very Good	51%	Good	29%	Fair	0%	Poor	0%
Category	Percentage															
Excellent	20%															
Very Good	51%															
Good	29%															
Fair	0%															
Poor	0%															



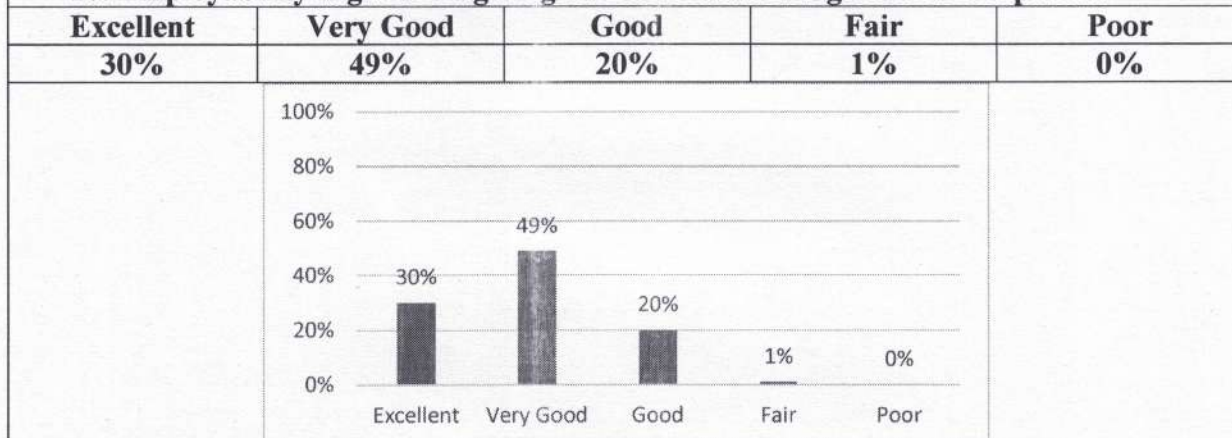


**PAAVAI ENGINEERING COLLEGE**  
**(Autonomous)**  
**NH – 44, PACHAL, NAMAKKAL – 637 018**

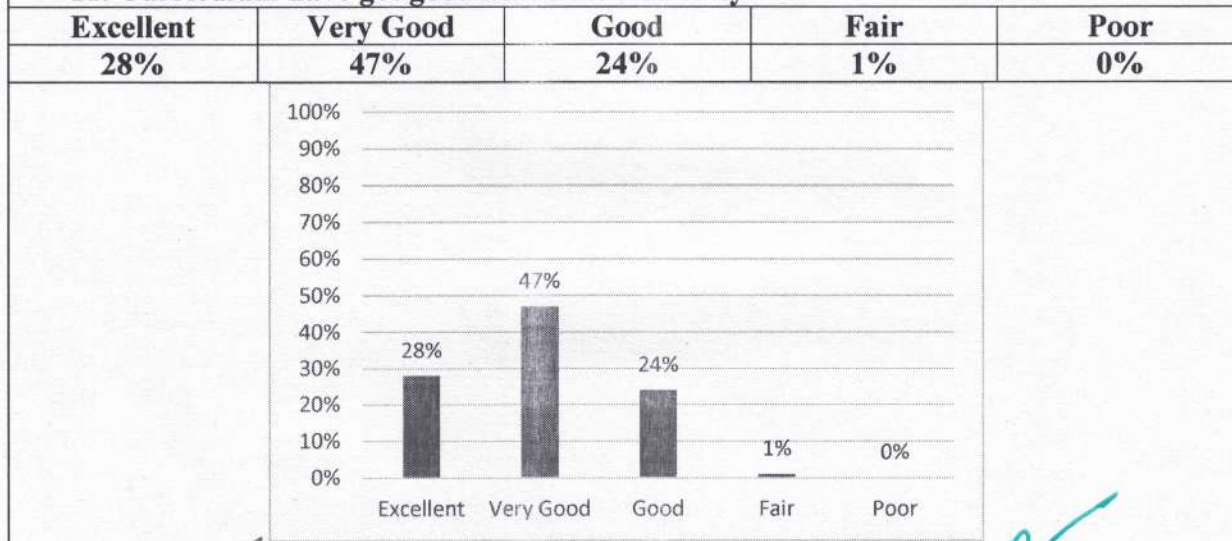
**9. Curriculum caters the students for applying their knowledge to assess societal, health and safety issues.**



**10. Employability is given weight age in curriculum design and development.**



**11. Curriculum have got good academic flexibility.**



**HOD / R&A**

**PRINCIPAL**